

# Deloitte.

*Connect. Grow. Inspire.*  
Deloitte Technology  
Fast 500 EMEA 2011  
Winners Report  
and Ranking



# Contents

---

Foreword	1
Fast facts file	2
Top five companies	9
Deloitte Technology Fast 500 EMEA 2011 Ranking	20
Thought Leadership TMT at-a-glance	39
Contacts at Deloitte Touche Tohmatsu Limited (DTTL) and its member firms	43
Sponsor information	45

---

# Foreword

Welcome to the Deloitte Technology Fast 500 EMEA 2011 Winners Report and Ranking. The Deloitte Touche Tohmatsu Limited (DTTL) Technology, Media and Telecommunications (TMT) Industry Group is extremely proud to present some of the region's most successful companies, which have continued to flourish despite the tough times facing many in the TMT industry.

Our ranking recognises the 500 fastest growing companies from 24 EMEA countries, which include Lithuania and the United Arab Emirates for the first time. In 2011, the top five companies produced an average five-year growth rate of 20,401%, despite the uncertainties surrounding the global economy. This level is notably higher than the growth of 14,027% we saw in 2010.

For the second time in the 11-year history of the Fast 500 EMEA ranking, the winning company comes from Turkey, with mobile technology company Logic Bilişim producing an impressive growth rate of 28,617%.

Included in the winners report are interviews with the CEOs of the top five fastest-growing companies, as well as insights from the eight sector winners, on the factors that have driven their success and defined their unique approach to the market.

Congratulations to all the winning companies who have made the 2011 ranking. Their success is all the more remarkable in today's weak market environment and testimony to the exceptional quality of their people. We wish them every success in the future.



A handwritten signature in black ink, appearing to read 'Jolyon Barker'.

**Jolyon Barker**  
Managing Director  
Global Technology, Media &  
Telecommunications  
Deloitte Touche Tohmatsu  
Limited



A handwritten signature in black ink, appearing to read 'David Halstead'.

**David Halstead**  
Lead Partner  
Technology Fast 500 EMEA  
Deloitte United Kingdom

# Fast facts file

---

Throughout the EMEA region, the 2011 Fast 500 ranking shows stronger average growth rates across the top 500 companies (1,287%) compared to the 2010 ranking (1,192%), with software and internet companies continuing to lead the way. In the fast facts file, we identify the fastest growing companies and highlight some of the most interesting trends from the ranking.

#### **How does the DTTL TMT Industry Group determine the winners?**

Deloitte Technology Fast 500 EMEA 2011 winners consist of the 500 public and private technology, media and telecommunications companies headquartered in Europe, the Middle East and Africa (EMEA) that have achieved the highest rates of revenue growth over the past five years. In order to be eligible for Technology Fast 500 recognition, companies must have base year operating revenues of at least €50,000 and current year operating revenues of at least €800,000. The DTTL TMT Industry Group assumes that all information provided by each company is accurate and does not independently verify such information.

**Sector winners 2011**

- 

**1. Logic Bilişim**  
Turkey  
28,617%

Internet
- 

**2. Fixnetix**  
UK  
24,557%

Computers/Peripherals
- 

**4. GPEG International Ltd**  
UK  
17,716%

Semiconductor/  
Components/Electronics
- 


**8. sacoin GmbH**  
Germany  
7,850%

Telecommunications/  
Networking
- 

**10. Software Asset Management**  
Ireland (SAMI)  
Ireland  
6,899%

Software
- 

**14. Eniram Oy**  
Finland  
6,209%

Greentech
- 

**23. BioAlliance Pharma**  
France  
4,800%

Biotech/Pharmaceutical/  
Medical Equipment
- 

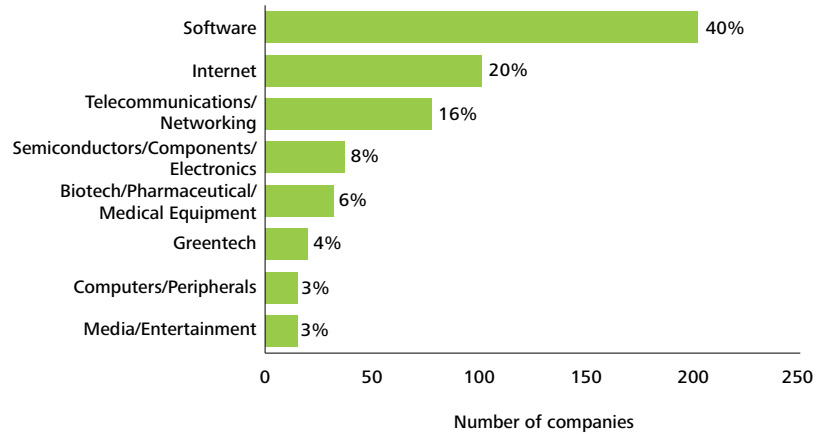
**71. Groupe ConcoursMania**  
France  
1,953%

Media/Entertainment

Finnish company Eniram achieves the highest ever position for a Greentech company since the sector was introduced to the EMEA Fast 500 ranking in 2009, reaching 14th place. Software Asset Management Ireland makes the top 10 companies for the second consecutive year and is the sector winner for Software.

The strongest sector in 2011 is Software with 202 companies ranked, the exact same number as in 2010. Greentech has its greatest share of the ranking to date, with 20 companies included – a 4% share of the winning companies – moving ahead of the Computers/Peripherals sector in the process.

**Companies represented by industry sector**



# Fast facts file



1. Logic Bilişim

28,617%

---

“We give our customers an excellent shopping experience – companies cannot survive for long enough and experience healthy growth without focusing on customer satisfaction.”

Fatih Ozkentli, CEO



2 Fixnetix

24,557%

---

“We’re agnostic about what system we put in. Our recommendations are based on best industry practice. Sometimes clients prefer a certain format, and that’s fine with us because it’s about working together in partnership.”

Hugh Hughes, CEO



4. GPEG International Ltd

17,716%

---

“Everyone in our team has good technical knowledge so that whether we are marketing new products to a client or developing ideas in their engineering department, we are credible and successful in securing the sale, no matter how novel the concept.”

Nick How, CEO



8. sacoin GmbH

7,850%

---

“You must always be thinking about the needs of tomorrow. We were one of the early adopters in 2006 of fibre to the home (FTTH) technology – despite the initial industry scepticism. Now our clients enjoy the speed of our efficient online connection.”

Ralf Pütz, CEO



10. Ireland Software Asset  
Management Ireland

6,899%

---

“The main challenge in our sector is sourcing staff with strong technical skills and having to compete with multinationals for this talent. This makes it harder to scale-up and improve your ability for solution delivery into the market.”

Dualta Moore, CEO



15. Eniram Oy

6,209%

---

“Winning companies start with a detailed understanding of the customer problem – then they fix it. They grow and flourish by listening and innovating. If the customer isn’t at the top of the list, then they re-write the list.”

Philip Padfield, CEO



22. BioAlliance Pharma

4,800%

---

“In our sector, anticipation is key and so we must try to define, as precisely as possible, the possible medical and market needs. Of course for a company like ours, our financial capacity for investments is also a challenge, as well as keeping the confidence and trust of our shareholders.”

Judith Greciet, CEO



70. Groupe ConcoursMania

1,953%

---

“In today’s market, the short-term is very important because it allows any company to live. While you build your foundations, you need to plan for the future. Strong investors who believe in you will allow anyone to be successful and we are very grateful for our investors.”

Julien Parrou, CEO

# Fast facts file

## Top five 2011

1	Logic Bilişim	Turkey	28,617%	Internet
2	Fixnetix	UK	24,557%	Computers/Peripherals
3	LeadPoint UK	UK	21,801%	Internet
4	GPEG International Ltd	UK	17,716%	Semiconductors/Components/ Electronics
5	PKR	UK	9,314%	Internet

## Company average five-year revenue growth (x1,000%)

	2011	2010
Top 5	20,401	14,027
Top 10	13,997	9,792
Top 50	5,923	4,660
Top 100	3,889	3,239
Top 500	1,287	1,192

Turkish company Logic Bilişim is the first Internet company to win the EMEA Fast 500 ranking since 2004. Four of the top five companies are from the UK. Growth rates are strong overall, with three companies topping 20,000% – this last happened in 2007.

Average growth increased across each range compared to the figures in 2010. The growth of the top five companies has improved significantly, from 14,027% last year to 20,401% in 2011, although this is still a far cry from the boom years prior to 2008 when the average was consistently around the 30,000% mark.

### Did you know?

Software firm Futurice, from Finland, makes its sixth consecutive appearance in the 2011 ranking, placed at 476. The record for consecutive appearances is held by another software company, Slovak Republic based ESET, which featured in the ranking for nine years from 2002 – 2010.


























Despite being included in the ranking for just six years, Turkey has now produced two winning companies; Biotekno in 2009 and this year's winner, Logic Bilişim. The UK has had four winners since 2004, while Denmark, Israel, Italy, Norway, and the Republic of Ireland have each provided the top firm once since the inaugural EMEA ranking in 2001.

For the second year running, France produces the most ranked companies with 93. However, only three of these companies have featured in the top 50 and none in the top 10. The UK is again the runner-up, with nine of its 86 companies ranked in the top 50 – five of which feature in the top 10.

There are debut entries for software firms from Lithuania and the United Arab Emirates, while Poland has 15 companies ranked – its highest ever representation and best performance since 2005.

Sweden just stays ahead of the Netherlands as the third most represented country, with 54 ranked companies – down 11 on its record high of 65 firms in 2010.

Country-by-country performance 2011		
	Belgium	7
	Bulgaria	3
	Czech Republic	8
	Denmark	4
	Finland	23
	France	93
	Germany	23
	Greece	1
	Hungary	2
	Israel	18
	Italy	3
	Lithuania	1
	Netherlands	53
	Norway	48
	Poland	15
	Portugal	3
	Republic of Ireland	17
	Romania	4
	Russia	4
	Slovak Republic	2
	Sweden	54
	Turkey	27
	United Arab Emirates	1
	United Kingdom	86



**Did you know?**  
 One of the UK's four EMEA Fast 500 winners also holds the record average growth rate. That company is Internet firm lastminute.com, which won the 2004 ranking with a staggering five-year growth of 96,512%.

**Country-by-country performance 2011**

Belgium	7	Germany	23	Netherlands	53	Russia	4
Bulgaria	3	Greece	1	Norway	48	Slovak Republic	2
Czech Republic	8	Hungary	2	Poland	15	Sweden	54
Denmark	4	Israel	18	Portugal	3	Turkey	27
Finland	23	Italy	3	Republic of Ireland	17	United Arab Emirates	1
France	93	Lithuania	1	Romania	4	United Kingdom	86

For the sixth successive year, the top 10 represented countries comprises France, the United Kingdom, Sweden, the Netherlands, Norway, Turkey, Finland, Germany, Israel, and the Republic of Ireland.

Norway produced the same number of winning companies this year as in 2010 and has only had less than 40 companies featured in the ranking twice in 11 years.

# Top five companies

---

Being one of the top five companies in the Deloitte Technology Fast 500 EMEA Ranking is an exceptional feat in today's uncertain economic environment. This year's top five companies have an average revenue growth rate over five years of 20,401%. The overall winning company, Logic Bilisim, has a strong five-year revenue growth rate of 28,617%, representing a compound annual growth rate (CAGR) of 412%.

In this section the top five companies discuss their success, the challenges they have overcome, and the growth prospects that lie ahead.

# 1st place

## Logic Bilisim



Turkish company Logic Bilisim provides mobile technology infrastructure for mobile operators and internet service providers through its websites Kontoryolla.com, and 724tikla.com. It also operates an interactive platform for sending and receiving SMS through Logic Medya, in partnership with Vodafone Turkey, Turkcell, and Avea.

As a former computer engineer, CEO Fatih Ozkentli had a strong vision and identified a gap in the Turkish market where Logic could provide value-added services in the telecommunications sector. He believes their impressive growth rate has been driven by a relentless focus on customer satisfaction – an approach he has instilled across the organisation.

“We’ve always felt that while investing in technology and providing innovative solutions are important to our business, customer happiness is integral to what we do,” says Ozkentli. “Our sector is extremely competitive, so by looking after our customers, we benefit from their loyalty, generate more sales per transaction and gain a positive reputation nationally.

“That said, we do have to increase our investment in technology day-by-day, continually adapting our service offering to stay ahead of the competition and ensure our customers are benefiting from the best and quickest mobile infrastructure available.”

### Quick facts



Sector	Internet
CEO	Fatih Ozkentli
Website	<a href="http://www.logicbilisim.com.tr/">www.logicbilisim.com.tr/</a>
Year founded	2005
Location	Istanbul, Turkey
Five-year revenue growth	28,617%
CAGR	412%

Despite the current gloom surrounding the European economies, Ozkentli is extremely upbeat about the coming years. Robust cash sales and forward purchases, combined with in-house technological development and a lean organisational structure, have given Logic increased working capital and investment finance for both the short and long-term.

“Logic is a growing company in a rising market and we continually invest in our business and our people – but only when the time is right,” says Ozkentli. “We believe that our market will grow in the near future, with the Turkish economy doing likewise, and this will produce new opportunities in our sector and a chance for us to extend our reach outside the country too.”

---

“We believe that our market will grow in the near future, with the Turkish economy doing likewise, and this will produce new opportunities in our sector and a chance for us to extend our reach outside the country too.”

# 2nd place

## Fixnetix



London-based Fixnetix provides outsourced solutions for low latency technologies that enable global banks, hedge funds and other financial market participants to trade using some of the fastest and most robust systems available. The company was co-founded in 2006 by CEO Hugh Hughes, Paul Ellis, and Alasdair Moore, who after a lifetime in the financial services industry saw the opportunity to help traders better manage their systems.

### Quick facts



Sector Computers/Peripherals

CEO Hugh Hughes

Website [www.fixnetix.com](http://www.fixnetix.com)

Year founded 2006

Location London, UK

Five-year revenue growth 24,557%

CAGR 396%

“When a system breaks down in a deal room you’ve got 350 traders screaming and shouting at the same time. Typically, they then have to make about 15 different phone calls just to find out where along the line the problem is,” explains Hughes. “What we saw was the opportunity to tie all of that together in one service contract, and provide the best and lowest cost system available.”

Fixnetix analyses every aspect of the technology chain, employing some of the latest industry know-how to implement the top solution to a client’s needs. It offers products and services in partnership with data centres and telecommunications companies, while also developing targeted in-house technology. Most recently, this has included the launch of a new chip capable of processing thousands of trades in just 740 nanoseconds.

Hughes attributes their success to their ability to understand the needs of financial services companies. “Our real talent is the people who work here. They come from banks, hedge funds and market makers, so they really know the business,” he says. “We never come in and preach to clients – we just partner with them, and look at where they need help.”

An important driver of Fixnetix’s business is the growing complexity and globalisation of the financial services industry, coupled with emerging regulatory pressures. These have resulted in a need for more efficient trading technology that also meets more stringent reporting and risk management requirements. “Some years ago you might have had just one bank line running from London to Paris and another from Paris to Frankfurt,” says Hughes. “If you look at today’s network infrastructures; they’re enormous and highly complex to maintain.”

With almost 90 clients worldwide, Fixnetix has continued to expand its operations across Europe and, more recently, the US market. Next year, the company has set itself ambitious new targets for growth in Asia.

---

“Our real talent is the people who work here.  
They come from banks, hedge funds and market  
makers, so they really know the business.”

# 3rd place

## LeadPoint UK

LEADPOINT



Founded in 2005 in a small office in London's Soho, LeadPoint is a pioneer in the online lead-generation industry, which allows hundreds of thousands of voice and data leads to be traded each month between buyers and sellers. It focuses on financial service providers, offering retail products, such as mortgages, insurance, and pensions.

The system is based on a model first developed in the United States, through which buyers purchase targeted leads in real time – mostly generated online – that have been pre-verified to a high standard. LeadPoint then earns commission on each trade. "Lead generation is a few years ahead in the United States, so we've taken a lot of their insights on how consumers behave online and buyers and sellers interact," says Nick Chapman, LeadPoint UK's Managing Director.

An important part of this knowledge has been used to help buyers maximise the value of their leads and make a better return on their investment. "We try to educate our buyers on improving the process that occurs once the leads have been bought," says Chapman. "More than any other factor, this makes the greatest difference to how successful they are."

### Quick facts



Sector	Internet
MD	Nick Chapman
Website	<a href="http://www.leadpoint.co.uk">www.leadpoint.co.uk</a>
Year founded	2005
Location	London, UK
Five-year revenue growth	21,801%
CAGR	385%



For larger clients this means acting as a consultant, and having regular meetings to see how leads are performing and being used. It also means making a range of online resources available that buyers and sellers can learn from. To this end, LeadPoint has worked closely with the Internet Advertising Bureau (IAB) to produce best practice guidelines and white papers on the subject.

LeadPoint also offers buyers and sellers the opportunity to connect directly, even at the risk of disintermediation. "Our job is to prove that the value of the tools we provide is high enough for us to be completely transparent with our customers," says Chapman. "There's a risk that lower prices will undermine what we do, but we find that buyers and sellers want to continue using our platform and our tools."

Chapman attributes his firm's success to three factors: the advantage of being a thought leader in the market and shaping the way it develops; having a team of like-minded individuals to drive the company forward; and finally, having a quality product that is always cutting edge.

---

**“Lead generation is a few years ahead in the United States, so we’ve taken a lot of their insights on how consumers behave online and buyers and sellers interact.”**

# 4th place

## GPEG International Ltd



London-based GPEG is the UK's largest display developer. From monitors and video walls to control panels, medical devices, and electronic bikes (e-bikes), GPEG is committed to providing its clients with bespoke products that generate long-term value.

The company benefits from a well informed pipeline of business through a typical two year investment cycle, from the date of the customer order, to the day goods are delivered in volume. It has design, technology and sales teams in the United Kingdom and continental Europe, and manufactures its products in-house in China and Korea, to maintain direct control of quality.

One of the biggest challenges GPEG faces is to make sure that the intellectual property it develops is protected and properly patented. "We build cutting-edge, unique designs that make our clients products look fantastic," says CEO Nick How. "But design has a short shelf life which is why it's important to think further ahead, to year four or five, when you have a legacy product which needs value stripping out of it."

GPEG's strong sales have enabled it to grow organically, but quickly. While some areas such as digital signage have stalled, others have flourished, including the gaming sector. This booming market currently represents about half of GPEG's business and comprises equipment designed for high street bookmakers and casinos in the United Kingdom, which is also exported abroad. GPEG's overseas presence is robust in the consumer sector too, where significant revenues have been achieved by providing display components for new products, such as e-bikes.

### Quick facts



Sector Semiconductors/  
Components/Electronics

CEO Nick How

Website [www.gpegint.com/](http://www.gpegint.com/)

Year founded 2005

Location London, UK

Five-year  
revenue growth 17,716%

CAGR 365%

In 2011, the firm opened its first office in Italy and How is excited by market opportunities there to service the kind of customers GPEG has successfully partnered with in the United Kingdom. “Italy is synonymous with style and trend-setting, and our continued investment in design and intellectual property enables us to provide a wealth of distinguished and eminent solutions for design-led clients,” he explains. “This is a formula we think we can replicate across other concept-driven countries too, such as France and the United States.”

---

“We build cutting-edge, unique designs that make our clients products look fantastic.”

# 5th place

## PKR



Founded in 2006, PKR is an award-winning poker website that allows users to play in what is described as the world's 'most advanced poker room'. This comprises a rich 3D virtual environment, in which users create and fully control their own avatar – a graphical representation of their character – to exhibit as many traits of their personality and appearance as they wish.

Players can then compete directly against other players or in one of the many tournaments hosted by PKR. They can also make use of 'Emote Control' technology to convey the same gestures, emotions and facial expressions online as they would in person, while witnessing the reactions of their opponents.

"When we launched PKR, our reason for doing so was very clear: we wanted to revolutionise the online poker business by making it more fun, and more engaging for recreational players," says CEO Malcolm Graham. "The innovative 'Emote' technology we use enables us to make each player feel like they're not just competing through a screen but are actually in the room and interacting with other players – so they express and conduct themselves as they would in a live game."

While PKR's reach in the United Kingdom is vast, one market it has been unable to penetrate is the United States, where the game is hugely popular in its live form but playing online poker is illegal. However, should online gambling be legalised in the future, the prospect of taking PKR to the United States is extremely attractive to Graham, although he realises that setting up independent industry regulation presents fresh challenges.

### Quick facts



Sector	Internet
CEO	Malcolm Graham
Website	<a href="http://www.PKR.com">www.PKR.com</a>
Year founded	2006
Location	Alderney, UK
Five-year revenue growth	9,314%
CAGR	311%

Graham attributes part of PKR's success to being able to maintain a fast-thinking entrepreneurial spirit, even as it grows. "My advice is to never lose the start-up mentality," he explains. "Every industry is changing and fluctuating at the moment so you need your team to stay agile and able to adapt quickly and more effectively than your competitors."

Looking ahead, the current market uncertainty is, in Graham's opinion, an even greater incentive for PKR to provide engaging customer experiences. "Harnessing the talent within your organisation is essential so make sure that everyone has a stake in the business – it makes people care and fuels their desire to constantly innovate and develop," he adds. "Key to our exceptional growth has been an aggressive asset outlook, where we managed our cash flows very tightly, and we will continue to do so because in our business, cash is king."

---

**“Harnessing the talent within your organisation is essential so make sure that everyone has a stake in the business – it makes people care and fuels their desire to constantly innovate and develop.”**

# Deloitte Technology Fast 500 EMEA 2011 Ranking

F500 Ranking	Country	Company name	Company URL/website	Growth rate	Industry sector
1	Turkey	Logic Bilişim	www.logicbilisim.com.tr	28617%	Internet
2	UK	Fixnetix	www.fixnetix.com	24557%	Computers/Peripherals
3	UK	LeadPoint UK	www.leadpoint.co.uk	21801%	Internet
4	UK	GPEG International Ltd	www.gpegint.com	17716%	Semiconductor/ Components/Electronics
5	UK	PKR	www.PKR.com	9314%	Internet
6	UK	RatedPeople.com	www.ratedpeople.com	8144%	Internet
7	ROI	Populis Ireland Limited	http://www.populis.com	7982%	Internet
8	Germany	sacoin GmbH	www.sacoin.com	7850%	Telecommunications/ Networking
9	Turkey	ElkoteK	www.elkoteK.com.tr	7093%	Telecommunications/ Networking
10	Republic of Ireland	Software Asset Management Ireland	www.sami.ie	6899%	Software
11	Russia	ER-Telecom	http://www.ertelecom.ru	6858%	Telecommunications/ Networking
12	Israel	Tufin	www.tufin.com	6343%	Telecommunications/ Networking
13	Romania	Vola.ro Student Adventure SRL	www.vola.ro	6219%	Internet
14	Finland	Eniram Oy	www.eniram.fi	6209%	Greentech
15	Israel	Websplanet	www.websplanet.com	6041%	Internet
16	Israel	Kenshoo	www.kenshoo.com	5926%	Software
17	Czech Republic	LiveSport s.r.o.	http://www.livesport.eu	5820%	Internet
18	Sweden	Keybroker AB	www.keybroker.com	5667%	Internet
19	Germany	Medialine EuroTrade AG	www.medialine.ag	5627%	Telecommunications/ Networking
20	Norway	KEBONY ASA	www.kebony.com	5548%	Greentech
21	Finland	SLM Finland Oy	www.pizza-online.fi	5146%	Internet
22	France	Bio Alliance Pharma	www.bioalliancepharma.com	4800%	Biotech/Pharmaceutical/ Medical Equipment
23	UK	Nujira	www.nujira.com	4487%	Greentech
24	Czech Republic	Internet Shop s.r.o.	www.parfums.cz	3995%	Internet
25	Israel	My Things	www.mythings.com	3982%	Internet
26	Poland	Netmedia S.A.	www.netmedia.com.pl	3640%	Internet
27	Sweden	Signal Processing Devices Sweden AB	www.spdevices.com	3585%	Semiconductor/ Components/Electronics
28	United Arab Emirates	ODS2 FZ LLC.	www.ods2.com	3425%	Software

F500 Ranking	Country	Company name	Company URL/website	Growth rate	Industry sector
29	Turkey	Erguvan Bilişim	www.erguvanbilisim.com.tr	3380%	Software
30	France	Aquafadas SAS	www.aquafadas.com	3231%	Software
31	Sweden	Proximion Fiber Systems	www.proximion.com	3198%	Semiconductor/ Components/Electronics
32	Israel	Mazor	www.mazorst.com	3168%	Biotech/Pharmaceutical/ Medical Equipment
33	Greece	Fasmetrics ltd	www.fasmetrics.gr	3167%	Telecommunications/ Networking
34	UK	Mimecast	www.mimecast.com	3102%	Software
35	Israel	Pontis	www.pontis.com	2990%	Telecommunications/ Networking
36	Turkey	P.I.Works	www.piworks.net	2940%	Telecommunications/ Networking
37	Sweden	Nanoradio AB	www.nanoradio.com	2929%	Semiconductor/ Components/Electronics
38	The Netherlands	Voiceworks bv	www.voiceworks.nl	2768%	Internet
39	The Netherlands	drukwerkdeal.nl	www.peopleandprint.com	2750%	Internet
40	UK	notonthehighstreet.com	www.notonthehighstreet.com	2720%	Internet
41	Poland	Inwestycje.pl S.A.	spolka.inwestycje.pl	2719%	Internet
42	Germany	cleverbridge AG	www.cleverbridge.com	2698%	Internet
43	Sweden	BlockMaster AB	www.blockmastersecurity.com	2682%	Internet
44	The Netherlands	YourSurprise.com BV	www.yoursurprise.com	2681%	Software
45	France	IKOS GROUP	www.ikosconsulting.com	2667%	Software
46	Turkey	Medianova	www.medianova.tv	2637%	Telecommunications/ Networking
47	Finland	Analyse <sup>2</sup> (Analyse Solutions Finland Oy)	www.analyse2.com	2630%	Software
48	UK	Voice 2 Voice Limited	www.voice2voice.co.uk	2610%	Telecommunications/ Networking
49	Italy	TerniEnergia S.p.A.	www.ternienergia.com	2595%	Greentech
50	The Netherlands	Paylogic	www.paylogic.nl	2590%	Internet
51	Republic of Ireland	H2 Compliance	www.h2compliance.com	2552%	Greentech
52	France	BOOKEEN	www.bookeen.com	2537%	Computers/Peripherals
53	UK	Quickstart Global	www.quickstartglobal.com	2481%	Software
54	UK	Adconion Media Group	www.adconion.com	2443%	Internet
55	UK	Monitise Plc	www.monitisegroup.com	2408%	Software
56	UK	Forward Internet	www.forward.co.uk	2388%	Internet



F500 Ranking	Country	Company name	Company URL/website	Growth rate	Industry sector
57	France	MEXEL INDUSTRIES SAS	www.mexel.fr	2288%	Biotech/Pharmaceutical/ Medical Equipment
58	France	ROBOPOLIS	www.robopolis.com	2279%	Semiconductor/ Components/Electronics
59	France	Intersec	www.intersec.com	2108%	Software
60	The Netherlands	Clansman BV	www.clansman.nl	2269%	Internet
61	The Netherlands	OYPO	www.oypo.nl	2238%	Internet
62	Norway	Aptomar AS	www.aptomar.com	2232%	Semiconductor/ Components/Electronics
63	Norway	Deepwell AS	http://www.deepwell.no/	2161%	Semiconductor/ Components/Electronics
64	Romania	Teamnet International S.A.	www.teamnet.ro	2136%	Software
65	Norway	HYMEK AS	http://hymek.no/	2101%	Semiconductor/ Components/Electronics
66	Finland	Retail Logistics Excellence - RELEX Oy	www.relex.fi/en	2015%	Software
67	Poland	Datera S.A.	www.datera.pl	2011%	Telecommunications/ Networking
68	Turkey	MCD Telecom	www.mcdtelecom.com	2004%	Telecommunications/ Networking
69	France	ProwebCE	www.prowebce.net	1994%	Software
70	France	Groupe ConcoursMania	www.concoursmania.com	1953%	Media/Entertainment
71	Norway	NORDIC DIGITAL ALLIANCE AS	www.nordicdigitalalliance.no	1909%	Media/Entertainment
72	Turkey	Bilginet Bilisim Teknolojileri	www.bilginet.com.tr	1847%	Software
73	Republic of Ireland	Lincor Solutions	www.lincor.com	1846%	Software
74	Finland	Klikkicom Oy	www.klikki.com	1826%	Internet
75	UK	Grove Group	www.groveis.com	1817%	Internet
76	Norway	Tomax AS	www.tomax.no	1803%	Semiconductor/ Components/Electronics
77	The Netherlands	Blue Billywig	www.bluebillywig.com	1791%	Software
78	France	STS Group	www.group-sts.com	1783%	Software
79	Norway	OWEC TOWER AS	www.owectower.no	1730%	Greentech
80	Turkey	Koda Bilişim	www.koda.com.tr	1727%	Software
81	Finland	Priorite Oy	www.priorite.fi	1707%	Software
82	Israel	Promisec	www.promisec.com	1629%	Software
83	France	Conecteo	www.conecteo.fr	1617%	Software
84	Poland	Kompan.pl Sp. z o.o.	www.kompan.pl	1584%	Internet

F500 Ranking	Country	Company name	Company URL/website	Growth rate	Industry sector
85	Israel	Telmap	<a href="http://www.telmap.com">www.telmap.com</a>	1573%	Telecommunications/ Networking
86	The Netherlands	Digimo Media	<a href="http://www.digimomedia.nl">www.digimomedia.nl</a>	1549%	Internet
87	UK	Eze Talk Ltd	<a href="http://www.eze-talk.com">www.eze-talk.com</a>	1547%	Telecommunications/ Networking
88	France	I-TRACING SAS	<a href="http://www.i-tracing.com">www.i-tracing.com</a>	1538%	Software
89	Poland	Technitel Polska SJ	<a href="http://www.technitel.pl">www.technitel.pl</a>	1526%	Telecommunications/ Networking
90	France	CBM - CUSTOMER BUSINESS MANAGEMENT	<a href="http://www.customer.fr">www.customer.fr</a>	1521%	Software
91	The Netherlands	Conclusion FIT	<a href="http://www.conclusion.nl">www.conclusion.nl</a>	1491%	Software
92	Sweden	Polygiene AB	<a href="http://www.polygiene.com">www.polygiene.com</a>	1484%	Biotech/Pharmaceutical/ Medical Equipment
93	UK	Kelway (UK) Ltd	<a href="http://www.kelway.co.uk">www.kelway.co.uk</a>	1447%	Computers/Peripherals
94	The Netherlands	Service2Media bv	<a href="http://www.service2media.com">www.service2media.com</a>	1425%	Software
95	Poland	Ideo Sp. z o.o.	<a href="http://www.ideo.pl">www.ideo.pl</a>	1423%	Internet
96	Norway	AQUACULTURE ENGINEERING AS	<a href="http://www.aceaquaculture.com">www.aceaquaculture.com</a>	1422%	Biotech/Pharmaceutical/ Medical Equipment
97	Belgium	VOXBONE S.A.	<a href="http://www.voxbone.com">www.voxbone.com</a>	1403%	Telecommunications/ Networking
98	Germany	congatec AG	<a href="http://www.congatec.de">www.congatec.de</a>	1396%	Computers/Peripherals
99	The Netherlands	Emesa	<a href="http://www.emesa.nl">www.emesa.nl</a>	1396%	Internet
100	France	AMEXIO	<a href="http://www.amexio.fr">www.amexio.fr</a>	1381%	Software
101	UK	Global Personals Ltd	<a href="http://globalpersonals.co.uk">http://globalpersonals.co.uk</a>	1371%	Software
102	Czech Republic	Kentico software s.r.o.	<a href="http://www.kentico.com">www.kentico.com</a>	1367%	Software
103	Republic of Ireland	iSite	<a href="http://www.isite-solutions.com">www.isite-solutions.com</a>	1360%	Software
104	The Netherlands	CM Groep	<a href="http://www.cm.nl">www.cm.nl</a>	1348%	Telecommunications/ Networking
105	Denmark	Sonion A/S	<a href="http://www.sonion.com">www.sonion.com</a>	1348%	Semiconductor/ Components/Electronics
106	UK	Block Solutions Ltd	<a href="http://www.block-solutions.net">www.block-solutions.net</a>	1332%	Telecommunications/ Networking
107	Sweden	AQ System Stockholm AB	<a href="http://www.aqs.se">www.aqs.se</a>	1331%	Semiconductor/ Components/Electronics
108	The Netherlands	Beslist.nl	<a href="http://www.beslist.nl">www.beslist.nl</a>	1324%	Internet
109	Norway	ONE VOICE AS	<a href="http://www.1-voice.no">www.1-voice.no</a>	1317%	Software
110	UK	Cupid Plc	<a href="http://www.cupidplc.com">www.cupidplc.com</a>	1317%	Media/Entertainment
111	Sweden	Comsys AB	<a href="http://www.comsys.se">www.comsys.se</a>	1314%	Greentech
112	UK	Creativity Software	<a href="http://www.creativitysoftware.net">www.creativitysoftware.net</a>	1311%	Telecommunications/ Networking

F500 Ranking	Country	Company name	Company URL/website	Growth rate	Industry sector
113	Sweden	Fortnox AB	www.fortnox.se	1300%	Software
114	France	URBASOLAR	www.urbasolar.com	1276%	Greentech
115	Sweden	Attana AB	www.attana.com	1276%	Biotech/Pharmaceutical/ Medical Equipment
116	Sweden	ScandiDos AB	www.scandidos.com	1270%	Biotech/Pharmaceutical/ Medical Equipment
117	France	QUALIFORMED SARL	www.qualiformed.com	1264%	Software
118	France	EONIA CONSULTING	www.eonia-consulting.fr	1248%	Software
119	Israel	Syneron Dental Lasers	www.synerondental.com	1244%	Biotech/Pharmaceutical/ Medical Equipment
120	UK	Media Ingenuity Limited	www.mediaingenuity.com	1232%	Internet
121	France	DEVERYWARE	www.deveryware.com	1230%	Biotech/Pharmaceutical/ Medical Equipment
122	Norway	THE ONLINE BACKUP COMPANY NORWAY AS	www.onlinebackupcompany.no	1221%	Internet
123	UK	Mercato Solutions	www.mercatosolutions.com	1219%	Software
124	Sweden	Genesoft AB	www.genesoft.se	1210%	Software
125	The Netherlands	Liquix bv	www.liquix.eu	1188%	Software
126	Turkey	BTT Bilgi Teknoloji	www.btt-int.com	1175%	Telecommunications/ Networking
127	Germany	Gehrlicher Solar AG	www.gehrlicher.com	1173%	Greentech
128	UK	Koozai Ltd	www.koozai.com/	1173%	Internet
129	France	CYTHELIA	www.cythelia.fr	1170%	Greentech
130	Norway	ROSIM AS	www.rosim.no	1162%	Software
131	Israel	AlgoSec	www.algosec.com	1158%	Software
132	UK	Essence	www.essencedigital.com	1139%	Internet
133	Germany	Profihost AG	www.profihost.com	1137%	Telecommunications/ Networking
134	Czech Republic	GEM System a.s.	www.gemsystem.cz	1130%	Software
135	UK	Skrill	www.skrill.com	1113%	Internet
136	Germany	Solutronic AG	www.solutronic.de	1108%	Greentech
137	Finland	Endero Oy	www.endero.com	1106%	Software
138	France	AGAP2 - HIQ CONSULTING	www.agap2.fr	1102%	Greentech
139	UK	Learning Pool	http://www.learningpool.com/	1100%	Software
140	Finland	Confidex Oy	www.confidex.fi	1083%	Semiconductor/ Components/Electronics

F500 Ranking	Country	Company name	Company URL/website	Growth rate	Industry sector
141	France	INEAT CONSEIL	<a href="http://www.ineat-conseil.com">www.ineat-conseil.com</a>	1077%	Software
142	Norway	SEVAN MARINE ASA	<a href="http://sevanmarine.com/">http://sevanmarine.com/</a>	1069%	Semiconductor/ Components/Electronics
143	France	DIGITALEO SAS	<a href="http://www.digitaleo.com">www.digitaleo.com</a>	1064%	Software
144	Germany	LayTec AG	<a href="http://www.laytec.de">www.laytec.de</a>	1062%	Semiconductor/ Components/Electronics
145	France	NETIKA	<a href="http://www.netika.net">www.netika.net</a>	1058%	Software
146	Turkey	Ericom Telekomünikasyon	<a href="http://www.ericom.com.tr">www.ericom.com.tr</a>	1046%	Telecommunications/ Networking
147	Sweden	Appello Systems AB	<a href="http://www.appello.se">www.appello.se</a>	1045%	Software
148	UK	Skyscanner Ltd	<a href="http://www.skyscanner.net">www.skyscanner.net</a>	1030%	Internet
149	The Netherlands	Voipro The Netherlands BV	<a href="http://www.voipro.nl">www.voipro.nl</a>	1028%	Software
150	UK	Contigo Ltd	<a href="http://www.contigoenergy.com">www.contigoenergy.com</a>	1019%	Software
151	UK	Innovise Plc	<a href="http://www.innovise.com">www.innovise.com</a>	1019%	Software
152	France	EKINOPS	<a href="http://www.ekinops.net">www.ekinops.net</a>	1016%	Telecommunications/ Networking
153	France	INTRASENSE	<a href="http://www.intrasense.fr">www.intrasense.fr</a>	1012%	Biotech/Pharmaceutical/ Medical Equipment
154	Finland	Sympa Oy	<a href="http://www.sympa.fi">www.sympa.fi</a>	1010%	Software
155	France	PROPHESSI	<a href="http://www.prophessi.com">www.prophessi.com</a>	1008%	Software
156	Slovak Republic	Sygic a.s.	<a href="http://www.sygic.com">www.sygic.com</a>	995%	Software
157	Germany	itk group GmbH	<a href="http://www.itk-group.de">www.itk-group.de</a>	994%	Telecommunications/ Networking
158	Sweden	NetClean Technologies Sweden AB	<a href="http://www.netclean.com/">www.netclean.com/</a>	989%	Software
159	Sweden	Compricer AB	<a href="http://www.compricer.se">www.compricer.se</a>	972%	Internet
160	UK	Sciemus	<a href="http://www.sciemus.com">www.sciemus.com</a>	970%	Semiconductor/ Components/Electronics
161	Slovak Republic	Martinus.sk, s.r.o.	<a href="http://www.martinus.sk/">http://www.martinus.sk/</a>	967%	Internet
162	Norway	SONITOR TECHNOLOGIES AS	<a href="http://www.sonitor.no">www.sonitor.no</a>	965%	Semiconductor/ Components/Electronics
163	France	SEQUANS	<a href="http://www.sequans.com">www.sequans.com</a>	964%	Computers/Peripherals
164	Sweden	Bioarctic Neuroscience	<a href="http://www.bioarctic.se">www.bioarctic.se</a>	959%	Biotech/Pharmaceutical/ Medical Equipment
165	Poland	Euro-Tax.pl Sp. z o.o.	<a href="http://www.euro-tax.pl">www.euro-tax.pl</a>	950%	Internet
166	France	SMS BOX	<a href="http://www.smsbox.fr">www.smsbox.fr</a>	935%	Media/Entertainment
167	Sweden	Taxisystem Scandinavia AB	<a href="http://www.taxisystem.se">www.taxisystem.se</a>	934%	Software
168	UK	Bglobal Plc	<a href="http://www.bglobalplc.com">www.bglobalplc.com</a>	932%	Greentech

F500 Ranking	Country	Company name	Company URL/website	Growth rate	Industry sector
169	France	JAGUAR NETWORK	www.jaguar-network.com	927%	Telecommunications/ Networking
170	Finland	Hibox Systems Oy	www.hibox.tv	923%	Software
171	Sweden	Cellip AB	www.cellip.com	923%	Telecommunications/ Networking
172	France	GROUPE ALTERA	www.groupe-altera.fr	921%	Software
173	The Netherlands	SkyDreams B.V.	www.skydreams.nl	914%	Internet
174	UK	Frog	www.frogtrade.com	909%	Software
175	France	TUTOR	www.tutor.fr	903%	Telecommunications/ Networking
176	France	NEOTYS SAS	www.neotys.com	900%	Software
177	Norway	BRUKERDATA AS	www.portal.bruckerdata.no/ wps/portal/hjem	898%	Software
178	France	COMETIK	www.cometik.com	895%	Media/Entertainment
179	Finland	Koodiviidakko Oy	http://www.viidakko.fi	890%	Internet
180	UK	Isomob	www.isomob.com	873%	Media/Entertainment
181	France	CAPS ENTREPRISE	www.caps-entreprise.com	870%	Software
182	Germany	MY-HAMMER AG	www.myhammer.de	867%	Internet
183	Poland	Sunrise System Sp. z o.o.	www.sunrisesystem.pl	864%	Internet
184	Turkey	Intertech	www.intertech.com.tr	864%	Software
185	Russia	Kaspersky Labs	www.kaspersky.com	864%	Software
186	France	HARMONIE TECHNOLOGIE	www.harmonie-technologie. com	860%	Software
187	UK	Ixaris Systems	www.ixaris.com	859%	Internet
188	UK	DEM Solutions	www.dem-solutions.com	852%	Software
189	Israel	Winbuyer	www.winbuyer.com	851%	Internet
190	Sweden	ORSOC AB	www.orsoc.se	850%	Software
191	Norway	EVOTEC AS	www.evotec.no	844%	Semiconductor/ Components/Electronics
192	France	INOVA SOFTWARE	www.inova-software.com	836%	Software
193	UK	Comtact Ltd	www.comtact.co.uk	829%	Telecommunications/ Networking
194	Sweden	CellMax Technologies	www.cellmax.se	829%	Telecommunications/ Networking
195	Turkey	Pozitron	www.pozitron.com	828%	Software
196	Turkey	Innova Bilisim	www.innova.com.tr	824%	Software
197	UK	CV-Library	www.cv-library.co.uk	822%	Internet
198	Turkey	Kartek	www.smartsoftww.com	814%	Software

F500 Ranking	Country	Company name	Company URL/website	Growth rate	Industry sector
199	UK	NanoSight Ltd	<a href="http://www.nanosight.com">www.nanosight.com</a>	809%	Biotech/Pharmaceutical/ Medical Equipment
200	UK	BlueGnome Ltd	<a href="http://www.cambridgebluegnome.com">www.cambridgebluegnome.com</a>	808%	Biotech/Pharmaceutical/ Medical Equipment
201	Belgium	GeoDynamics	<a href="http://www.geodynamics.be">www.geodynamics.be</a>	796%	Software
202	UK	TranslateMedia Ltd	<a href="http://www.translatemedia.com">www.translatemedia.com</a>	785%	Media/Entertainment
203	France	ANDREXEN	<a href="http://www.andrexen.com">www.andrexen.com</a>	784%	Software
204	UK	Beaming Ltd	<a href="http://www.beaming.biz">www.beaming.biz</a>	782%	Telecommunications/ Networking
205	France	DIADEMYS	<a href="http://www.diademys.com">www.diademys.com</a>	779%	Software
206	Norway	CLAVIS PHARMA ASA	<a href="http://www.clavispharma.com">www.clavispharma.com</a>	775%	Telecommunications/ Networking
207	Norway	PANEDA AS	<a href="http://www.paneda.no">www.paneda.no</a>	774%	Telecommunications/ Networking
208	Norway	GINTEL AS	<a href="http://www.gintel.no">www.gintel.no</a>	771%	Telecommunications/ Networking
209	Norway	TRAC ID SYSTEMS AS	<a href="http://www.trac-id.com">www.trac-id.com</a>	769%	Semiconductor/ Components/Electronics
210	Portugal	IT Sector	<a href="http://www.itsector.pt">www.itsector.pt</a>	761%	Software
211	Hungary	Active Vision Kft.	<a href="http://www.active.hu">www.active.hu</a> and <a href="http://www.active.hu/en/index_e">http://www.active.hu/en/index_e</a>	761%	Internet
212	France	BIOSYNEX	<a href="http://www.biosynex.com">www.biosynex.com</a>	753%	Biotech/Pharmaceutical/ Medical Equipment
213	France	DCUBE	<a href="http://www.d-cube.fr">www.d-cube.fr</a>	751%	Software
214	The Netherlands	Eurofiber BV	<a href="http://www.eurofiber.com">www.eurofiber.com</a>	750%	Telecommunications/ Networking
215	UK	Academia Ltd	<a href="http://www.academia.co.uk">www.academia.co.uk</a>	750%	Software
216	The Netherlands	Enrise	<a href="http://www.enrise.com">www.enrise.com</a>	750%	Internet
217	UK	Breathing Buildings Ltd	<a href="http://www.breathingbuildings.com">www.breathingbuildings.com</a>	749%	Greentech
218	The Netherlands	Peoplexs	<a href="http://www.peoplexs.com">www.peoplexs.com</a>	749%	Software
219	Poland	HAWE S.A.	<a href="http://hawesa.pl">http://hawesa.pl</a>	748%	Telecommunications/ Networking
220	Sweden	ESN Social Software	<a href="http://www.esn.me">www.esn.me</a>	738%	Software
221	Republic of Ireland	Altobridge Limited	<a href="http://www.altobridge.com/">http://www.altobridge.com/</a>	737%	Telecommunications/ Networking
222	UK	Exco InTouch	<a href="http://www.excointouch.com">www.excointouch.com</a>	730%	Biotech/Pharmaceutical/ Medical Equipment
223	France	PULSSAR TECHNOLOGIES	<a href="http://www.pulssar-technologies.com">www.pulssar-technologies.com</a>	729%	Biotech/Pharmaceutical/ Medical Equipment
224	UK	Content and Code	<a href="http://www.contentandcode.com">www.contentandcode.com</a>	720%	Software

F500 Ranking	Country	Company name	Company URL/website	Growth rate	Industry sector
225	The Netherlands	Interactive 3D (i3D.net)	www.i3d.net	715%	Internet
226	UK	Geo Networks Ltd	www.geo-uk.net	709%	Telecommunications/ Networking
227	Republic of Ireland	Creme Software Ltd	www.cremeglobal.com	709%	Software
228	Germany	cosinex GmbH	www.cosinex.de	706%	Software
229	France	NEO-SOFT	www.neo-soft.fr	706%	Software
230	France	SERVICES NETWORK ADMINISTRATION	www.sna-administration.fr	698%	Software
231	UK	Wireless Logic	www.wirelesslogic.com	698%	Telecommunications/ Networking
232	UK	Reactec Ltd	www.reactec.com	697%	Semiconductor/ Components/Electronics
233	France	BRAINSONIC	www.brainsonic.com	693%	Software
234	Finland	Beneq Oy	www.beneq.com	692%	Greentech
235	France	VECTALYS	www.vectalys.com	689%	Biotech/Pharmaceutical/ Medical Equipment
236	Sweden	Cognimatics AB	www.cognimatics.com	688%	Software
237	France	BJT PARTNERS	www.bjtpartners.com	686%	Telecommunications/ Networking
238	Sweden	Accedo Broadband AB	www.accedobroadband.com	686%	Software
239	Israel	Kontera	http://www.kontera.com	684%	Internet
240	UK	Reevoo	http://b2b.reevoo.com	683%	Internet
241	The Netherlands	2dehands.nl - TTY	www.tty.nl	677%	Internet
242	UK	The Foundry	www.thefoundry.co.uk	675%	Software
243	Norway	CONFIRMIT AS	www.confirmit.no	675%	Software
244	Sweden	CybAero AB	www.cybaero.se	675%	Semiconductor/ Components/Electronics
245	Turkey	Vodasoft	www.vodasoft.com.tr	672%	Telecommunications/ Networking
246	Israel	SuperDimension	http://www.superdimension.com	670%	Biotech/Pharmaceutical/ Medical Equipment
247	Norway	XLEDGER GROUP AS	https://www.xledger.net/	669%	Software
248	Sweden	Infobric AB	www.infobric.se	666%	Internet
249	Poland	Future Processing Sp. z o.o.	www.future-processing.com	664%	Software
250	The Netherlands	Symbol BV	www.symbolbv.nl	660%	Software
251	Sweden	Scalado AB	www.scalado.com	650%	Software
252	Sweden	Avail Intelligence	www.avail.net	650%	Software

F500 Ranking	Country	Company name	Company URL/website	Growth rate	Industry sector
253	Portugal	Wave Com	<a href="http://www.wavecom.pt">www.wavecom.pt</a>	650%	Telecommunications/ Networking
254	Norway	WEBTOP SOLUTIONS AS	<a href="http://www.webtop.no">www.webtop.no</a>	648%	Internet
255	Turkey	Tabim	<a href="http://www.tabim.com.tr">www.tabim.com.tr</a>	647%	Software
256	Sweden	Telavox AB	<a href="http://www.telavox.se">www.telavox.se</a>	642%	Telecommunications/ Networking
257	Denmark	Testhuset A/S	<a href="http://www.testhuset.dk">www.testhuset.dk</a>	639%	Software
258	Turkey	Smartiks	<a href="http://www.smartiks.com.tr">www.smartiks.com.tr</a>	638%	Software
259	UK	Pinnacle Telecom Plc	<a href="http://Www.pinteleco.co.uk">Www.pinteleco.co.uk</a>	638%	Telecommunications/ Networking
260	UK	dotDigital Group	<a href="http://www.dotmailer.com">www.dotmailer.com</a>	637%	Software
261	Norway	SIGNICAT AS	<a href="http://www.signicat.com">www.signicat.com</a>	636%	Software
262	UK	Fluidata	<a href="http://www.fluidata.co.uk">www.fluidata.co.uk</a>	636%	Telecommunications/ Networking
263	Israel	ezchip	<a href="http://www.ezchip.com">http://www.ezchip.com</a>	632%	Semiconductor/ Components/Electronics
264	France	APOJEE		628%	Semiconductor/ Components/Electronics
265	Germany	adesso AG	<a href="http://www.adesso-group.de">www.adesso-group.de</a>	626%	Software
266	Norway	COVA AS	<a href="http://www.cova.no/">http://www.cova.no/</a>	626%	Semiconductor/ Components/Electronics
267	Sweden	Microdata Telecom Innovation Stockholm AB	<a href="http://www.microdata.se">www.microdata.se</a>	624%	Telecommunications/ Networking
268	Russia	Rosservice	<a href="http://eng.rosservice.ru/">http://eng.rosservice.ru/</a>	623%	Computers/Peripherals
269	Norway	FRAM WEB AS	<a href="http://www.framweb.no">www.framweb.no</a>	619%	Internet
270	The Netherlands	The Selfservice Company bv	<a href="http://www.selfservicecompany.com">www.selfservicecompany.com</a>	616%	Internet
271	Republic of Ireland	CarTrawler	<a href="http://www.cartrawler.com/">http://www.cartrawler.com/</a>	614%	Internet
272	Germany	Preisbörse Fulda KG	<a href="http://www.preisboerse24.de">www.preisboerse24.de</a>	614%	Internet
273	Turkey	Hosting Internet Hizmetleri	<a href="http://www.sadecehosting.com">www.sadecehosting.com</a>	611%	Internet
274	The Netherlands	VLC	<a href="http://www.vlc.nl">www.vlc.nl</a>	610%	Software
275	France	SPEECHI	<a href="http://www.speechi.net">www.speechi.net</a>	608%	Software
276	The Netherlands	Adversitement B.V.	<a href="http://www.adversitement.nl">www.adversitement.nl</a>	608%	Internet
277	Turkey	İdeal Teknoloji	<a href="http://www.idealteknoloji.com">www.idealteknoloji.com</a>	604%	Semiconductor/ Components/Electronics
278	UK	Artesian	<a href="http://www.artesiansolutions.com">www.artesiansolutions.com</a>	604%	Software
279	Norway	SMARTOPTICS AS	<a href="http://www.smartoptics.com">www.smartoptics.com</a>	600%	Semiconductor/ Components/Electronics



F500 Ranking	Country	Company name	Company URL/website	Growth rate	Industry sector
280	Germany	keen games GmbH & Co. KG	www.keengames.com	600%	Software
281	France	IXFIBER	www.ixfiber.com	600%	Computers/Peripherals
282	The Netherlands	Morphis bv	www.morphis.net	599%	Software
283	France	POSEO	www.poseo.fr	591%	Greentech
284	Finland	Snoobi Oy	www.snoobi.com	590%	Internet
285	Sweden	NYX Interactive AB	www.nyxinteractive.com	588%	Software
286	Norway	T-VIPS AS	www.t-vips.com	587%	Media/Entertainment
287	France	CELLECTIS SA	www.collectis.com	587%	Biotech/Pharmaceutical/ Medical Equipment
288	France	XILAN	www.xilan.fr	587%	Telecommunications/ Networking
289	Norway	HR MANAGER AS	http://www.hr-manager.net/	583%	Software
290	Lithuania	Synergium UAB	www.synergium.eu	582%	Software
291	The Netherlands	Internetbureau Holder	www.holder.nl	580%	Internet
292	Belgium	BTR Services	www.btr-services.be	578%	Software
293	France	MF TECH	www.mftech.fr	578%	Semiconductor/ Components/Electronics
294	Sweden	Ellen AB	www.ellenab.se	578%	Biotech/Pharmaceutical/ Medical Equipment
295	Norway	SANDABAND WELL PLUGGING AS	www.sandaband.com	578%	Semiconductor/ Components/Electronics
296	Italy	Octo Telematics S.p.A.	www.octotelematics.it	574%	Telecommunications/ Networking
297	Norway	ANSUR TECHNOLOGIES AS	http://www.ansur.no/	574%	Telecommunications/ Networking
298	France	C2B SA	www.netaffiliation.com/	561%	Media/Entertainment
299	UK	Maxymiser	www.maxymiser.com	559%	Software
300	UK	Excelebrate Technology Ltd	www.excelebrate.info	559%	Telecommunications/ Networking
301	Israel	cVidya	http://www.cvidya.com	558%	Software
302	UK	4D Data Centres	www.4d-dc.com	556%	Telecommunications/ Networking
303	Norway	ITF INTERNETT TRAFIKK FORMIDLING AS	http://www.3i-taxi.no/	555%	Software
304	Republic of Ireland	Avvio	www.avvio.com	548%	Software
305	UK	Export Technologies	http://www. exporttechnologies.com/	548%	Software

F500 Ranking	Country	Company name	Company URL/website	Growth rate	Industry sector
306	Norway	ADVANCED MACHINE COMPANY AS	www.amcas.no	548%	Semiconductor/Components/Electronics
307	UK	metronet(uk)limited	www.metronet-uk.com	548%	Telecommunications/Networking
308	Turkey	BNB İstatistik Ekonomik Bilişim	www.bnbcons.com	545%	Software
309	Germany	iQom Business Services GmbH	www.iqom.de	544%	Telecommunications/Networking
310	France	INTERCOUNTRY MANAGEMENT	www.intercountrymanagement.fr	540%	Software
311	Sweden	Euroling AB	www.siteseeker.se	538%	Internet
312	Finland	Activeark Oy	www.activeark.com	537%	Internet
313	The Netherlands	Benergy BV (Gaslicht.com / Energiewereld.nl)	www.gaslicht.com	537%	Internet
314	Turkey	Figensoft	www.figensoft.com	536%	Software
315	Hungary	Viala Kft.	www.viala.hu	533%	Internet
316	Republic of Ireland	Card Commerce	www.card-commerce.com	529%	Computers/Peripherals
317	UK	Lab 21 Limited	www.lab21.com	527%	Biotech/Pharmaceutical/Medical Equipment
318	UK	Voicenet Solutions	www.voicenet-solutions.com	524%	Telecommunications/Networking
319	The Netherlands	Transparent BV	www.transparent.nl	524%	Software
320	Sweden	isMobile AB	www.ismobile.com	520%	Software
321	UK	Concentra Consulting	www.concentra.co.uk	518%	Software
322	UK	Gyron	http://gyron.net/	514%	Internet
323	France	QOSMOS	www.qosmos.com	513%	Telecommunications/Networking
324	France	SWINGMOBILITY	www.swingmobility.com	513%	Software
325	UK	MPB Photographic	www.mpbphotographic.co.uk	511%	Internet
326	The Netherlands	Calcasa	www.calcasa.nl	510%	Software
327	France	OXIANE	www.oxiane.com	509%	Software
328	Israel	Agent Video Intelligence	www.agentvi.com	508%	Software
329	Belgium	Netlog	www.netlog.com	508%	Internet
330	France	INTERACT IV COM	www.interact-iv.com	505%	Software
331	Germany	Magmapool Sales & Marketing Services AG	www.magmapool.de	504%	Internet
332	Israel	WhiteSmoke	www.whitesmoke.com	504%	Software

F500 Ranking	Country	Company name	Company URL/website	Growth rate	Industry sector
333	Romania	Crys Computers SRL	www.incrys.ro	501%	Software
334	Poland	SARE S.A.	www.sare.pl	500%	Internet
335	France	CHROMLECH	www.chromlech.fr	498%	Computers/Peripherals
336	UK	Comet Global Consulting	www.cometgc.com	497%	Software
337	Sweden	Netigate	http://se.netigate.se	495%	Software
338	France	DAKA TELECOM	www.dakatelecom.com	494%	Telecommunications/ Networking
339	The Netherlands	Fonq.nl	www.fonq.nl	493%	Software
340	Czech Republic	ZOOM International s.r.o.	www.zoomint.com	491%	Software
341	Sweden	Satpoint AB	www.satpoint.se	489%	Telecommunications/ Networking
342	France	METEODYN	www.meteodyn.com	483%	Software
343	Finland	Conmio Oy	www.conmio.com	480%	Software
344	The Netherlands	Bungalow Booker bv	www.bungalowspecials.nl	479%	Internet
345	France	OODRIVE SA	www.oodrive.com	477%	Software
346	UK	ClinTec International	www.clintec.com	476%	Biotech/Pharmaceutical/ Medical Equipment
347	Turkey	Çizgi Telekomunikasyon	www.natro.com	474%	Internet
348	UK	Greenlight	www.greenlightsearch.com	470%	Internet
349	The Netherlands	VerzuimReductie B.V.	www.verzuimreductie.nl	470%	Biotech/Pharmaceutical/ Medical Equipment
350	Republic of Ireland	Aspen Grove	www.aspengroveinc.com	468%	Software
351	Republic of Ireland	Camera Education	http://camara.ie/web/	467%	Greentech
352	UK	C4L	www.C4L.co.uk	466%	Internet
353	Finland	Visma Severa Oy	www.severa.com	464%	Software
354	UK	Comms-care	www.comms-care.com	464%	Telecommunications/ Networking
355	Turkey	Invenoa Software	www.invenoa.com	463%	Software
356	Belgium	d2	www.d2.eu	462%	Media/Entertainment
357	Bulgaria	Investor.BG AD	www.ibg.bg	461%	Internet
358	Czech Republic	INSIA a.s.	www.insia.com	461%	Internet
359	Belgium	CORETEC Engineering	www.coretec.be	459%	Software
360	Denmark	Avaleo ApS	www.avaleo.dk	459%	Software
361	The Netherlands	Ephorus	www.ephorus.nl / www.ephorus.com	458%	Internet
362	Sweden	Midsummer AB	www.midsummer.se	457%	Greentech

F500 Ranking	Country	Company name	Company URL/website	Growth rate	Industry sector
363	UK	Focus Group	<a href="http://www.focus-grp.co.uk">www.focus-grp.co.uk</a>	456%	Telecommunications/ Networking
364	Republic of Ireland	Blue face Ltd	<a href="http://www.blueface.ie/">http://www.blueface.ie/</a>	455%	Telecommunications/ Networking
365	Norway	24SEVEN TECHNOLOGY GROUP ASA	<a href="http://www.24sevenoffice.com">www.24sevenoffice.com</a>	454%	Software
366	France	INVIVOO	<a href="http://www.invivoo.com">www.invivoo.com</a>	453%	Software
367	Finland	ComIQ Oy	<a href="http://www.comiq.fi">www.comiq.fi</a>	452%	Software
368	Sweden	Fingerprint Cards AB	<a href="http://www.fingerprints.com">www.fingerprints.com</a>	451%	Computers/Peripherals
369	Republic of Ireland	Digiweb	<a href="http://www.digiweb.ie">www.digiweb.ie</a>	449%	Telecommunications/ Networking
370	The Netherlands	OCOM bv	<a href="http://www.ocom.com">www.ocom.com</a>	449%	Internet
371	France	SEDIMAP	<a href="http://www.sedimap.com">www.sedimap.com</a>	448%	Software
372	Sweden	SpeedLedger AB	<a href="http://www.speedledger.se">www.speedledger.se</a>	447%	Internet
373	Turkey	euro.message	<a href="http://www.euormsg.com">www.euormsg.com</a>	446%	Software
374	Finland	Vilant Systems OY	<a href="http://www.vilant.com">www.vilant.com</a>	444%	Software
375	Norway	BOOST COMMUNICATIONS AS	<a href="http://boostcom.no/">http://boostcom.no/</a>	437%	Telecommunications/ Networking
376	Portugal	Vision Box	<a href="http://www.vision-box.com">www.vision-box.com</a>	437%	Telecommunications/ Networking
377	Israel	BroadLight	<a href="http://www.broadlight.com">www.broadlight.com</a>	437%	Semiconductor/ Components/Electronics
378	Germany	42com Telecommunication GmbH	<a href="http://www.42com.com">www.42com.com</a>	436%	Telecommunications/ Networking
379	Turkey	Sestek	<a href="http://www.sestek.com.tr">www.sestek.com.tr</a>	433%	Software
380	Norway	GAZELLE TECHNOLOGY AS	<a href="http://www.gazelle.no/">http://www.gazelle.no/</a>	433%	Semiconductor/ Components/Electronics
381	Germany	ibidi GmbH	<a href="http://www.ibidi.com">www.ibidi.com</a>	433%	Biotech/Pharmaceutical/ Medical Equipment
382	France	SYSTANCIA	<a href="http://www.systancia.com">www.systancia.com</a>	428%	Software
383	The Netherlands	Redkiwi Holding bv	<a href="http://www.redkiwi.nl">www.redkiwi.nl</a>	427%	Internet
384	UK	Audio Network Plc	<a href="http://www.audionetwork.com">www.audionetwork.com</a>	423%	Media/Entertainment
385	France	ITHEC	<a href="http://www.ithec.fr">www.ithec.fr</a>	423%	Greentech
386	Norway	INTELE AS	<a href="http://www.intele.no">www.intele.no</a>	421%	Telecommunications/ Networking
387	Bulgaria	E-card Ltd.	<a href="http://www.e-card.bg">www.e-card.bg</a>	420%	Software
388	UK	Asteelflash (Bedford) Ltd	<a href="http://www.asteelflash.com">www.asteelflash.com</a>	420%	Semiconductor/ Components/Electronics
389	The Netherlands	Zero Creative BV	<a href="http://www.zerocreative.com">www.zerocreative.com</a>	417%	Internet
390	Sweden	Gyros AB	<a href="http://www.gyros.com">www.gyros.com</a>	416%	Biotech/Pharmaceutical/ Medical Equipment

F500 Ranking	Country	Company name	Company URL/website	Growth rate	Industry sector
391	UK	ControlCircle	www.controlcircle.com	416%	Computers/Peripherals
392	The Netherlands	Blinker bv	www.blinker.nl	415%	Internet
393	The Netherlands	MWM2	www.mwm2.nl	413%	Software
394	The Netherlands	ETTU	www.ettu.nl	412%	Software
395	Sweden	Apica AB	www.apicasystem.se	411%	Internet
396	The Netherlands	ICEcat N.V.	www.icecat.biz	411%	Software
397	Republic of Ireland	enet (e-nasc eireann teoranta)	http://www.e-net.ie/	410%	Telecommunications/ Networking
398	Norway	OCEANSAVER AS	www.oceansaver.com	410%	Semiconductor/ Components/Electronics
399	Republic of Ireland	NewBay Software	http://www.newbay.com/	409%	Software
400	Turkey	Başar Bilgisayar	www.basarsoft.com.tr	408%	Software
401	Sweden	Vehco AB	www.vehco.se/	406%	Computers/Peripherals
402	Denmark	Sitecore Corporation A/S	www.sitecore.dk	405%	Software
403	Germany	di support GmbH	www.di-support.de	404%	Software
404	France	ZENIKA	www.zenika.com	399%	Software
405	France	SYNCHRONE TECHNOLOGIES	www.synchrone-technologies.fr	398%	Software
406	Germany	artaxo AG	www.artaxo.com	396%	Internet
407	Sweden	Tobii Technology AB	www.tobii.com	395%	Software
408	The Netherlands	Webservices.nl	www.webservices.nl	395%	Internet
409	UK	SPTS Technologies	www.spts.com	394%	Semiconductor/ Components/Electronics
410	UK	Liv-ex Ltd	www.liv-ex.com	394%	Internet
411	Norway	MOBILETECH AS	http://www.mobiletech.mobi/	392%	Software
412	Sweden	TracTechnology AB	www.tractechnology.se	392%	Biotech/Pharmaceutical/ Medical Equipment
413	UK	YUDU Media	www.yudupro.com	391%	Software
414	Sweden	ScandiNova Systems AB	www.sc-nova.com	388%	Biotech/Pharmaceutical/ Medical Equipment
415	Norway	BROCON CASH MANAGEMENT AS	www.solvent.no	388%	Internet
416	Sweden	enferno AB	www.enferno.se	385%	Internet
417	The Netherlands	Alphacomm Prepaid Services bv	www.opwaarderen.nl	383%	Internet
418	France	PRIXTEL	www.prixtel.com	382%	Telecommunications/ Networking
419	UK	UKFast	www.ukfast.co.uk	380%	Computers/Peripherals
420	Finland	Sigmatic Oy	http://www.sigmatic.fi/	379%	Internet

F500 Ranking	Country	Company name	Company URL/website	Growth rate	Industry sector
421	Sweden	Micro Systemation AB (publ)	www.msab.com	378%	Software
422	Sweden	Biolin Scientific AB	www.biolinscientific.com	377%	Biotech/Pharmaceutical/ Medical Equipment
423	France	SOPHIA CONSEIL	www.sophiaconseil.fr	376%	Software
424	France	AGENDIZE	www.agendize.com	375%	Software
425	France	NETAPSYS	www.netapsys.fr	375%	Software
426	Sweden	SiteDirect Professional Web Solutions AB	www.sitedirect.se	374%	Software
427	France	PENTALOG	www.pentalog.fr	371%	Software
428	France	BEEMO TECHNOLOGIE	www.beemotechnologie.com	369%	Telecommunications/ Networking
429	Germany	DSPECIALISTS Dgitale Audio- und Messsysteme GmbH	www.dspecialists.de	369%	Telecommunications/ Networking
430	Finland	Wapice Oy	www.wapice.com	368%	Software
431	The Netherlands	Zarafa	www.zarafa.com	368%	Software
432	The Netherlands	PareX Parts Exchange B.V.	www.parex.nl	367%	Internet
433	The Netherlands	EasyToBook.com	www.easytobook.com	366%	Software
434	Sweden	apegroup AB	www.apegroup.com	366%	Software
435	Norway	ELTORQUE AS	www.eltorque.no	365%	Semiconductor/ Components/Electronics
436	Finland	Innofactor Plc	www.innofactor.com	364%	Software
437	Norway	WINDSIM AS	www.windsim.com	363%	Greentech
438	UK	Node4	www.node4.co.uk	363%	Telecommunications/ Networking
439	Finland	M-Files Oy	www.m-files.com	363%	Software
440	Norway	MARINE CYBERNETICS AS	www.marinecybernetics.com	362%	Software
441	UK	DediPower Managed Hosting	www.dedipower.com	361%	Telecommunications/ Networking
442	Norway	EDI-SOFT AS	www.edi-soft.no	361%	Software
443	UK	YouGov Plc	www.yougov.com	360%	Internet
444	Germany	Convotis AG	www.convotis.com	360%	Telecommunications/ Networking
445	France	UBIQUICK	www.reportlinker.com	359%	Internet
446	The Netherlands	InfoReports Business Intelligence B.V.	www.inforeports.nl	357%	Software
447	UK	Mobica Limited	www.mobica.com	357%	Software


F500 Ranking	Country	Company name	Company URL/website	Growth rate	Industry sector
448	Norway	NOVELDA AS	www.novelda.no	357%	Semiconductor/ Components/Electronics
449	UK	Rivo Software Ltd	www.rivosoftware.com	356%	Software
450	Republic of Ireland	Saadian Technologies Ltd	http://www.saadian.com/	355%	Software
451	France	XENTECH	www.xentech.eu	355%	Biotech/Pharmaceutical/ Medical Equipment
452	UK	HighQ	www.highqsolutions.com	354%	Software
453	France	ALSACHIM	www.alsachim.com	354%	Biotech/Pharmaceutical/ Medical Equipment
454	Bulgaria	Telerik Corp.	www.telerik.com	354%	Software
455	Norway	ZEEKIT AS	www.autozeek.no	353%	Telecommunications/ Networking
456	Poland	Grupa Integer.pl	www.integer.pl	352%	Media/Entertainment
457	The Netherlands	Albumprinter	www.albelli.nl	350%	Software
458	France	RD MEDIAS	www.rdmedias.com/	349%	Telecommunications/ Networking
459	France	BOW MEDICAL	www.bowmedical.com	349%	Software
460	Sweden	ZetaDisplay AB	www.zetadisplay.se	349%	Software
461	Sweden	Medical Vision AB	http://www.medicalvision.org	348%	Biotech/Pharmaceutical/ Medical Equipment
462	Sweden	Oribi AB	http://www.oribi.se	345%	Software
463	Norway	VISUAL SOLUTIONS AS	www.bbvisuals.no	345%	Software
464	France	AEROW	www.aerow.fr	345%	Software
465	Poland	Partners In Progress Sp. z o.o.	www.partnersinprogress.pl	344%	Software
466	UK	Onyx Group	www.onyx.net	344%	Internet
467	France	BENOMAD	www.benomad.com	344%	Software
468	France	E-DOCEO	www.e-doceo.fr	343%	Software
469	Belgium	ARGON Measuring Solutions	www.argon-ms.be	342%	Software
470	France	XWIKI SAS	www.xwiki.com	342%	Software
471	Sweden	Bluetest AB	http://www.bluetest.se	341%	Telecommunications/ Networking
472	France	ORNICAR	www.ornicar.net	340%	Software
473	Germany	ANDTEK GmbH	www.andtek.com	340%	Telecommunications/ Networking
474	Norway	DEVICO AS	www.devico.no	340%	Semiconductor/ Components/Electronics
475	France	INTELLITECH	www.intellitech.fr	336%	Software

F500 Ranking	Country	Company name	Company URL/website	Growth rate	Industry sector
476	Finland	Futurice Oy	<a href="http://www.futurice.com">http://www.futurice.com</a>	334%	Software
477	The Netherlands	Transip bv	<a href="http://www.transip.nl">www.transip.nl</a>	334%	Internet
478	France	ECO-COMPTEUR	<a href="http://www.eco-compteur.com">www.eco-compteur.com</a>	327%	Computers/Peripherals
479	France	1000MERCIS	<a href="http://www.1000mercis.com">www.1000mercis.com</a>	327%	Media/Entertainment
480	France	EMAILVISION	<a href="http://www.emailvision.fr">www.emailvision.fr</a>	327%	Media/Entertainment
481	The Netherlands	Relephant	<a href="http://www.relephant.nl">www.relephant.nl</a>	326%	Internet
482	France	KLEKOOON	<a href="http://www.klekoon.com">www.klekoon.com</a>	323%	Software
483	The Netherlands	Sanitairwinkel.nl	<a href="http://www.sanitairwinkel.nl">www.sanitairwinkel.nl</a>	323%	Internet
484	UK	Colvir Software Solutions	<a href="http://www.colvir.com">www.colvir.com</a>	323%	Software
485	Norway	BRIDGE TECHNOLOGIES CO AS	<a href="http://www.bridgetech.tv/">http://www.bridgetech.tv/</a>	321%	Software
486	Poland	Nowoczesna Firma S.A.	<a href="http://www.nf.pl">www.nf.pl</a>	320%	Internet
487	Turkey	TurkNet İletişim Hizmetleri	<a href="http://www.turk.net">www.turk.net</a>	320%	Telecommunications/ Networking
488	UK	Timico	<a href="http://www.timico.co.uk">www.timico.co.uk</a>	320%	Internet
489	Poland	eo Networks S.A.	<a href="http://www.eo.pl">www.eo.pl</a>	319%	Software
490	Czech Republic	Mainstream Technologies, s.r.o.	<a href="http://www.mainstream.cz">http://www.mainstream.cz</a>	318%	Telecommunications/ Networking
491	France	INSIDE SECURE	<a href="http://www.insidesecond.com">www.insidesecond.com</a>	318%	Computers/Peripherals
492	Czech Republic	Logio s.r.o.	<a href="http://www.logio.cz">www.logio.cz</a>	317%	Software
493	Russia	Center of Financial Technologies (CFT)	<a href="http://eng.cft.ru/">http://eng.cft.ru/</a>	317.3%	Software
494	The Netherlands	iWink	<a href="http://www.iwink.nl">www.iwink.nl</a>	317.2%	Internet
495	Sweden	Neoventa Holding AB	<a href="http://www.neoventa.com">www.neoventa.com</a>	317.1%	Biotech/Pharmaceutical/ Medical Equipment
496	France	AFRIQUE TELECOM	<a href="http://www.afrique-telecom.com">www.afrique-telecom.com</a>	315%	Telecommunications/ Networking
497	Romania	Fortech SRL	<a href="http://www.fortech.ro">www.fortech.ro</a>	313.4%	Software
498	Italy	Lynx Spa	<a href="http://www.lynxspa.com">www.lynxspa.com</a>	313.1%	Software
499	France	OROLIA	<a href="http://www.orolia.com">www.orolia.com</a>	312.6%	Semiconductor/ Components/Electronics
500	The Netherlands	Oratio B.V.	<a href="http://www.oratio.nl">www.oratio.nl</a>	312.5%	Software



# Thought Leadership TMT at-a-glance

## Selected TMT thought leadership



### Predictions 2011


The 2011 edition of DTTL TMT's Predictions was launched in 75 countries around the world. The annual publication presents the DTTL TMT Industry Group's view of the major trends happening in the TMT industry over the next 12-18 months that are likely to have significant medium- to long-term impacts for companies in TMT and other industries.

The report is based on a year-round research process involving member firm practitioners, member firm clients, industry analysts and hundreds of thousands of proprietary data points generated by quantitative research. Look out for Predictions 2012 which is to be released on January 17th 2012.



### State of the Media Democracy Survey 2010

DTTL TMT's multinational fifth edition of the State of the Media Democracy Survey discusses how rapidly evolving technologies continue to transform business and revenue models for companies across a broad range of industries. State of the Media Democracy offers data and insight into dozens of evolving trends and critical insights for helping companies make smart, well-timed business decisions and investments. The fifth edition is designed to help business leaders understand, among other topics, how consumers interact with media content and devices; what prompts them to buy certain products; how they respond to advertising; and what they'll be drawn to in the future. Our sixth edition of the State of the Media Democracy Survey is due to be released early February 2012.



### **TMT Global Security Study 2011: Raising the bar**

Providing insights from the survey, supported research and experience in this industry, this Study covers:

- Emerging threats that TMT companies face, including mobile security, social media, and privacy.
- Factors driving security governance today; and considerations for determining what maturity level is necessary for organizations.
- The changing role of the CISO and the challenges of the security professional today.
- Developments in the cyber world and what TMT organizations deem is necessary to enhance the level of security.



### **2011 Addicted to connectivity: Perspectives on the global mobile consumer**

Usage of mobile is getting more specific, sophisticated and complex. More than 30,000 users of mobile telephony in 15 countries across five continents were surveyed. The survey's scope ranges from quantifying ownership of multiple mobile-enabled devices to a ranking of the most popular mobile Internet applications.



### **Global Trends in Venture Capital 2011**

The seventh annual "Global Trends in Venture Capital" survey results were announced on 22 June, 2011. Key findings from this year's survey show that initial public offerings are picking up, but the market is still sluggish. Findings also explore how recent IPO market trends are affecting venture capitalists, entrepreneurs, institutional investors, and innovation in general.

---

DTTL TMT keeps abreast of TMT trends and makes significant investments in producing cutting-edge thought leadership. We are deeply committed to providing insights that keep Deloitte member firms' clients on the forefront of critical trends. The DTTL TMT Group's innovative thinking is highly valuable to, and sought by, a range of stakeholders – business schools, trade organizations, government agencies and companies of all sizes.

# Contacts at Deloitte Touche Tohmatsu Limited (DTTL) and its member firms

## Global TMT

**Jolyon Barker**

**Managing Director**

Global Technology, Media & Telecommunications

Deloitte Touche Tohmatsu Limited

+44 20 7007 1818

[jbarker@deloitte.co.uk](mailto:jbarker@deloitte.co.uk)

## Americas

**Alberto Lopez Carnabucci**

Argentina

+54 11 4320 2735

[alopezcarnabucci@deloitte.com](mailto:alopezcarnabucci@deloitte.com)

**Marco Antonio Brandao**

**Simurro**

Brazil

+55 11 5186 1232

[mbrandao@deloitte.com](mailto:mbrandao@deloitte.com)

**Richard Lee**

Canada

+1 416 874 3248

[richlee@deloitte.ca](mailto:richlee@deloitte.ca)

**Fernando Gaziano**

Chile

+56 2 729 8783

[fpgaziano@deloitte.com](mailto:fpgaziano@deloitte.com)

**Nelson Valero Ortega**

Colombia

+571 546 1810

[nvalero@deloitte.com](mailto:nvalero@deloitte.com)

**Carlos Gallegos Echeverria**

Costa Rica

+506 2246 5000

[cagallegos@deloitte.com](mailto:cagallegos@deloitte.com)

**Ernesto Graber**

Ecuador

+593 2 2 251319 ext 246

[egraber@deloitte.com](mailto:egraber@deloitte.com)

**Francisco Silva**

Mexico

+52 55 5080 6310

[fsilva@deloittemx.com](mailto:fsilva@deloittemx.com)

**Cesar Chong**

Panama

+507 303 4100

[cechong@deloitte.com](mailto:cechong@deloitte.com)

**Johnnie Tirado**

Peru

+51 1 211 8539

[jtirado@deloitte.com](mailto:jtirado@deloitte.com)

**Eric Openshaw**

United States

+7149131370

[eopenshaw@deloitte.com](mailto:eopenshaw@deloitte.com)

**Juan José Cabrera**

Uruguay

+598 2 916 0756

[jucabrera@deloitte.com](mailto:jucabrera@deloitte.com)

**Johan Oliva**

Venezuela

+58 212 206 8886

[joholiva@deloitte.com](mailto:joholiva@deloitte.com)

**Europe, Middle East, and Africa**

**Luc Van Coppennolle**

Belgium

+32 3 800 8905

[lvancoppennolle@deloitte.com](mailto:lvancoppennolle@deloitte.com)

**Dariusz Nachyla**

Central Europe

+48 22 511 0631

[dnachyla@deloittece.com](mailto:dnachyla@deloittece.com)

**Olga Tabakova**

CIS and its Russian office

+7 495 787 0600 x 2326

[otabakova@deloitte.ru](mailto:otabakova@deloitte.ru)

**Kim Gerner**

Denmark

+45 36 10 20 30

[kgerner@deloitte.dk](mailto:kgerner@deloitte.dk)

**Jukka-Petteri Suortti**

Finland

+358 20 755 5561

[Jukka-Petteri.Suortti@deloitte.fi](mailto:Jukka-Petteri.Suortti@deloitte.fi)

**Ariane Bucaille**

France

+33 1 5561 6484

[abucaille@deloitte.fr](mailto:abucaille@deloitte.fr)

**Dieter Schlereth**

Germany

+49 211 8772 2638

[dschlereth@deloitte.de](mailto:dschlereth@deloitte.de)

**Joan O'Connor**

Ireland

+353 1 4172476

[joconnor@deloitte.ie](mailto:joconnor@deloitte.ie)

**Tal Chen**

Israel

+972 3 608 5580

[talchen@deloitte.co.il](mailto:talchen@deloitte.co.il)

**Alberto Donato**

Italy

+39 064 780 5595

[adonato@deloitte.it](mailto:adonato@deloitte.it)

**Nikhil Hira**

Kenya

+254 204 230 377

[nhira@deloitte.co.ke](mailto:nhira@deloitte.co.ke)

**Dan Arendt**

Luxembourg

+352 451 452 621

[darendt@deloitte.lu](mailto:darendt@deloitte.lu)

**Santino Saguto**  
Middle East  
+971 (4) 369 8999  
ssaguto@deloitte.com

**Daan Witteveen**  
Netherlands  
+31 88 288 0236  
DWitteveen@deloitte.nl

**Halvor Moen**  
Norway  
+47 23 27 97 85  
hmoen@deloitte.no

**Joao Luis Silva**  
Portugal  
+351 210 427 635  
joaosilva@deloitte.pt

**Mark Casey**  
Southern Africa  
+27 11 806 5205  
mcasey@deloitte.co.za

**Jesus Navarro**  
Spain  
+34 91 514 5000 ext 2061  
jenavarro@deloitte.es

**Tommy Martensson**  
Sweden  
+46 8 506 731 30  
tommy.martensson@deloitte.se

**Tolga Yaveroglu**  
Turkey  
+90 212 366 6080  
tyaveroglu@deloitte.com

**David Halstead**  
United Kingdom  
+44 1223 259434  
dhalstead@deloitte.co.uk

**Asia Pacific**  
**Damien Tampling**  
Australia  
+61 2 9322 5890  
dtampling@deloitte.com.au

**William Chou**  
China  
+86 10 8520 7102  
wilchou@deloitte.com.cn

**V. Srikumar**  
India  
+91 80 6627 6106  
vsrikumar@deloitte.com

**Parlindungan Siahaan**  
Indonesia  
+62 21 231 2879 ext 3300  
psiahaan@deloitte.com

**Ichiro Nakayama**  
Japan  
+09098044256  
ichiro.nakayama@tohatsu.co.jp

**Sang Jin Park**  
Korea  
+82 2 6676 3821  
sjpark@deloitte.com

**John Bell**  
New Zealand  
+64 9 303 0853  
jobell@deloitte.co.nz

**Shariq Barmaky**  
Singapore  
+65 6530 5508  
shbarmaky@deloitte.com

**John Goeres**  
South East Asia  
+65 6232 7118  
jgoeres@deloitte.com

**Daniel Fitzgerald**  
Guam  
+671-988-4845  
dafitzgerald@deloitte.com

**Jimmy Lai**  
Malaysia  
+603 7723 6541  
jimmylai@deloitte.com

**Marites Buenaventura**  
Philippines  
+63-2-8120535 -9063  
mbuenaventura@deloitte.com

**Shariq Barmaky**  
Singapore  
+65 6530 5508  
shbarmaky@deloitte.com

**Marasri Kanjanataweewat**  
Thailand  
+662 676 5700 ext 6067  
mkanjanataweewat@deloitte.com

**Anh Khuc**  
Vietnam  
+844 6288 3568  
akhuc@deloitte.com

**Clark C. Chen**  
Taiwan  
+886 2 2545 9988 ext 3065  
clarkchen@deloitte.com.tw

# Sponsor information

## TaylorWessing

### About Taylor Wessing

Taylor Wessing is a leading International law firm with a focus on the industries of tomorrow. Our long-standing commitment to the Technology sector means that we work with a diverse range of Technology businesses, from global consumer brands to fast-growing SMEs, enabling us to remain at the cutting edge of development. Our lawyers understand Technology, and the Technology market.

Technology is driving fundamental change in consumer and business demand, and that creates the need for intelligent legal solutions. We deliver these through our forward thinking approach to serving clients, thinking creatively about business issues and constantly looking for new and better ways to add value with truly innovative solutions to help grow our clients' businesses.

Our aim is to be at the forefront of developing those solutions by serving clients in the sectors that we believe are the industries of tomorrow:

- Technology, Communications and Brands.
- Life Sciences and Healthcare.
- Real Estate and Infrastructure.
- Energy and Environment.
- Financial Institutions and Services.

With over 800 lawyers working across Europe, the Middle East and Asia, including additional strengths in India, Brazil and North America, we are able to provide unrivalled support for businesses across a full range of legal practice areas.



### About Fidelity Growth Partners Europe

Fidelity Growth Partners Europe is a venture and growth capital investor which backs technology entrepreneurs with aspirations for greatness. By combining a collaborative approach with a global network and a 40-year history of venture investing, FGPE helps companies accelerate their growth and become leaders in their field. A strong track record in Europe includes investments in market leaders such as GoodData, Seatwave, Innogames and Curam Software. FGPE is currently investing a GBP100 million fund dedicated to backing European technology companies.



**For more information, please contact:**

**Amanda Goldstein**

TMT Marketing Leader  
Deloitte Touche Tohmatsu Limited  
+1 212 436 5203  
agoldstein@deloitte.com

**Karen Hogger**

EMEA TMT Marketing  
Deloitte Touche Tohmatsu Limited  
+44 20 7007 5405  
khogger@deloitte.co.uk

**Yvonne Dow**

Asia Pacific TMT Marketing  
Deloitte Touche Tohmatsu Limited  
+852 2852 661  
ydow@deloitte.com

Deloitte refers to one or more of Deloitte Touche Tohmatsu Limited, a UK private company limited by guarantee, and its network of member firms, each of which is a legally separate and independent entity. Please see [www.deloitte.com/about](http://www.deloitte.com/about) for a detailed description of the legal structure of Deloitte Touche Tohmatsu Limited and its member firms.

**Deloitte global profile**

Deloitte provides audit, tax, consulting, and financial advisory services to public and private clients spanning multiple industries. With a globally connected network of member firms in more than 150 countries, Deloitte brings world-class capabilities and high-quality service to clients, delivering the insights they need to address their most complex business challenges. Deloitte's approximately 182,000 professionals are committed to becoming the standard of excellence.

**Disclaimer**

This publication contains general information only, and none of Deloitte Touche Tohmatsu Limited, Deloitte Global Services Limited, Deloitte Global Services Holdings Limited, the Deloitte Touche Tohmatsu Verein, any of their member firms, or any of the foregoing's affiliates (collectively the "Deloitte Network") are, by means of this publication, rendering accounting, business, financial, investment, legal, tax, or other professional advice or services. This publication is not a substitute for such professional advice or services, nor should it be used as a basis for any decision or action that may affect your finances or your business. Before making any decision or taking any action that may affect your finances or your business, you should consult a qualified professional adviser. No entity in the Deloitte Network shall be responsible for any loss whatsoever sustained by any person who relies on this publication.

© 2011 Deloitte Global Services Limited

Designed and produced by The Creative Studio at Deloitte, London. 15226A