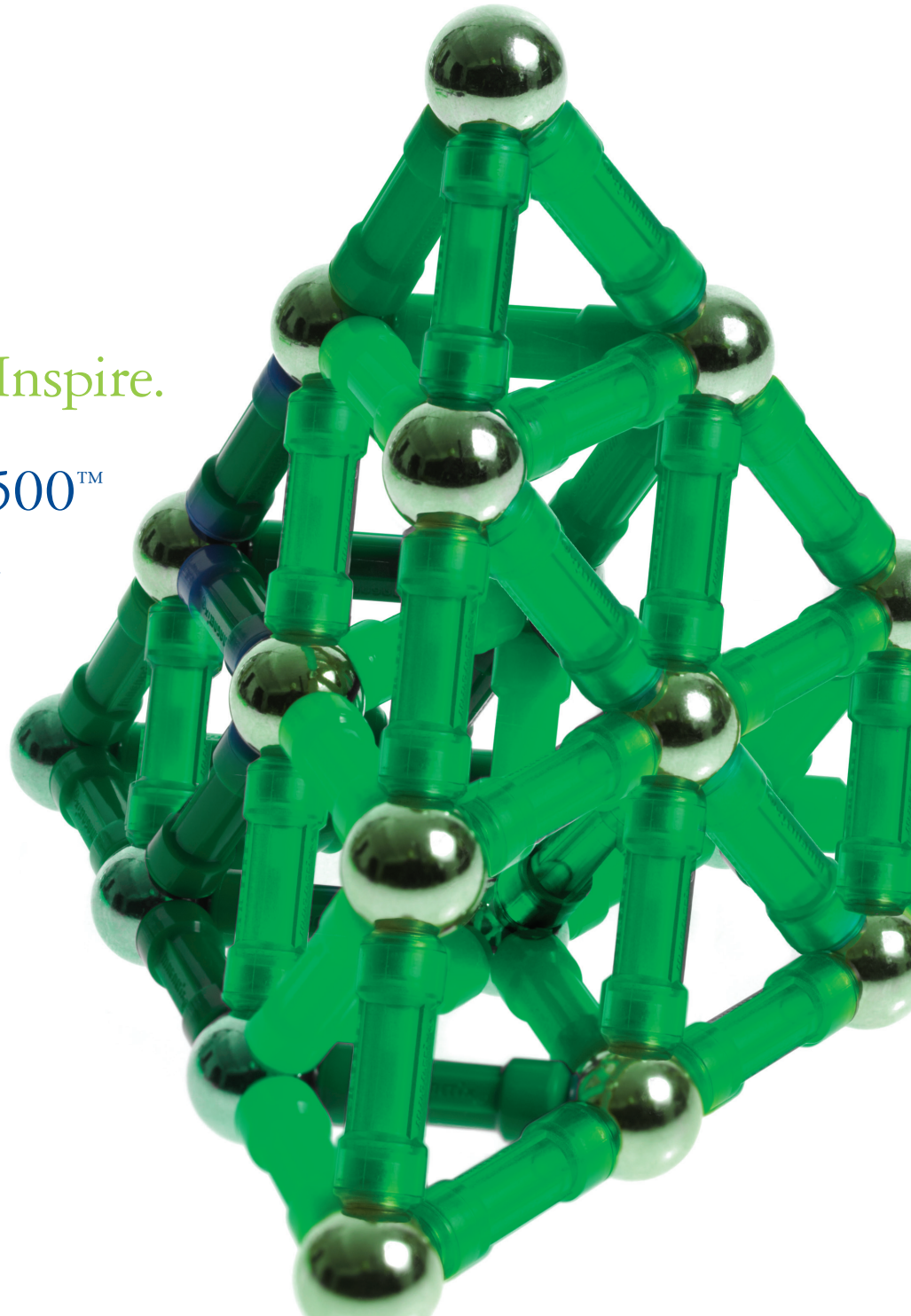


**Deloitte.**

*Connect. Grow. Inspire.*

Technology Fast500™  
Asia Pacific 2011  
Winners Report  
and Ranking



# Contents

Foreword	1
DTTL TMT at a glance	2
Fast facts file	4
China's greatest growth story: Interview with Gang Yu, CEO of The Store Corporation	8
Masters of their game: The top five companies	10
Deloitte Technology Fast 500 Asia Pacific 2011 Ranking	14
Technology Fast 500 faces: Yang Berbahagia Datuk Azrin Mohd Noor, Group CEO of Sedania Group	26
Contacts at Deloitte Touche Tohmatsu Limited (DTTL) and its member firms	28

## Foreword

This is the tenth year of the Deloitte Touche Tohmatsu Limited (DTTL) Global Technology, Media & Telecommunications (TMT) Industry Group's annual Technology Fast 500 Asia Pacific Ranking. We've seen Asia Pacific's most dynamic and highest-growth companies power through the global financial crisis, with the leaders actually increasing their revenue growth rate, despite the world's economic woes and the contraction in the region's traditional Western export markets. That is a truly impressive achievement and we're proud that the Technology Fast 500 Asia Pacific Ranking remains a benchmark of their performance.

To maintain the comprehensiveness and quality of the rankings of high-growth tech companies, key data is sourced from qualifying enterprises in the nine key locations of Asia Pacific—Australia, China (including Hong Kong), India, Japan, Korea, Malaysia, New Zealand, Singapore and Taiwan. The resulting ranking tracks and testifies to the achievement of the fastest-growing 500 technology companies in the region, private or public, as gauged by their revenue performance over the past three years.

In this crisis year, the top five companies did show a slight slowdown in average three-year revenue growth to just over 9,910 percent, compared to 10,338 percent last year. Of course, this is all still far short of the 30,000+ percent averages seen in the winners' quintet, in the heyday of the pre-crisis boom years. However, it is still a respectable result when considering the gloomy macroeconomic environment and the dislocations in Asia Pacific, as the region shifts away from its traditional Western-oriented export focus to a more intra-regional and domestic demand model. And the average percentage growth rate for all 500 of the ranked companies showed an even more impressive advance on the previous year's total, at almost 476 percent, up from 374 percent in 2010—testament to the strength and depth of Asia Pacific's regional growth economy.

First of the three top companies in this year's ranking is The Store Corporation (Yihaodian), a mainland-Chinese, B2C, online e-commerce platform that has set out to be the default internet

grocery and basic household-items franchise of choice for China's newly net-savvy consumers. The Store Corporation realized a remarkable 19,218 percent three-year revenue growth, almost in a league of its own when compared to this year's second highest performer, South Korean semiconductor company Silicon Mitus, which managed just under 9,336 percent. In these pages, The Store Corporation chairman and co-founder Gang Yu talks about the company's core competencies and the values that have taken it from its initial base in China's major metropolitan regions to cover the whole country. We also talk to Yang Berbahagia Datuk Azrin Mohd Noor, Group CEO of Malaysia's Sedania Group, about its unique and very Asian approach to online media and mobile services and solutions, including its Shariah-compliant banking trading system and its highly regarded 'Green Billing' online payment service.

We congratulate the winners on their outstanding achievements, surmounting all adversity.



**Jolyon Barker**  
DTTL Managing Director,  
Global Technology,  
Media & Telecommunications (TMT)



**Yoshitaka Asaeda**  
DTTL Leader,  
Technology Fast 500 Asia Pacific program

# DTTL TMT at a glance

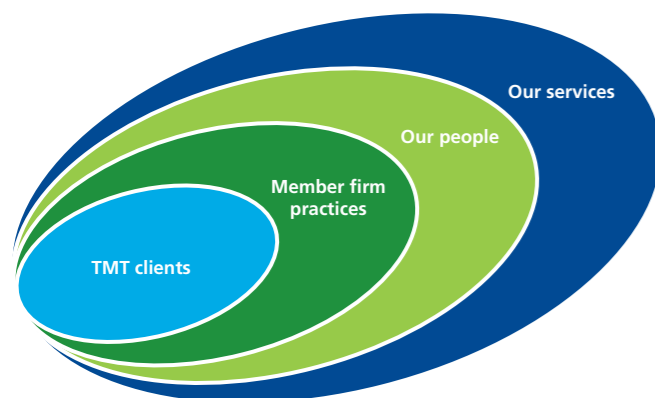
## Services

Companies in the TMT sector confront a swiftly changing marketplace and Deloitte member firms' TMT practices are helping companies adapt quickly, with extensive services across the following functions:

- Deloitte Analytics
- Mergers and Acquisitions
- Governance and Risk Management
- International Financial Reporting Standards
- Finance Transformation
- Strategic Leadership
- Sustainability and Climate Change

## People

The DTTL Global TMT Industry Group consists of professionals from Deloitte member firms' TMT practices and includes more than 15,000 member firm partners, directors and senior managers, supported by thousands of other member firm professionals dedicated to helping their clients evaluate complex issues, develop fresh approaches to problems and implement practical solutions. The Global TMT executive committee is led by Jolyon Barker, DTTL global industry leader. He and the executive committee are supported by function leaders, sector leaders, regional leaders, client program leaders and marketing and eminence leaders.



DTTL TMT keeps abreast of TMT trends and makes significant investments in producing cutting-edge thought leadership. We are deeply committed to providing insights that keep Deloitte member firms' clients on the forefront of critical trends. The DTTL TMT Group's innovative thinking is highly valuable to, and sought by, a range of stakeholders—business schools, trade organizations, government agencies and companies of all sizes.

## Member firms


There are dedicated TMT country leaders from 50 member firm practices in all major countries across the Americas, Europe, Middle East and Africa (EMEA) and Asia Pacific, and a global network of member firm Partners, along with global virtual centers of excellence for each industry sector.

## Deloitte member firms' TMT clients

- Eighty-eight percent of the TMT companies in the 2010 Fortune Global 500®.
- Seventeen of the 23 largest technology companies worldwide.
- All seven of the largest global media companies worldwide.
- Twenty-six of the 27 largest telecommunications companies worldwide.


## Selected TMT thought leadership

### TMT Predictions 2011



*TMT Predictions 2011* celebrated its 10<sup>th</sup> edition this year and was launched in nearly 90 countries around the world. It is valued for its perceptive insights concerning the major trends over the next 12 to 18 months, that are likely to have significant medium- to long-term impact for companies in TMT and other industries. The report is based on a year-round research process involving member firm practitioners, member firm clients, industry analysts and hundreds of thousands of proprietary data points generated by quantitative research.

### Perspectives on the global mobile consumer 2011




DTTL TMT surveyed over 34,000 users of mobile telephones in 17 countries across five continents, to find out just how they are 'addicted to connectivity'. The survey's scope ranges from quantifying ownership of multiple mobile-enabled devices to a ranking of the most popular mobile Internet applications. It also focuses on forthcoming revenue streams, such as next-generation mobile broadband services, mobile advertising and embedded mobile.

### Global Trends in Venture Capital 2011




This annual survey is conducted by the DTTL TMT Group in conjunction with venture-capital associations in the Americas, Asia Pacific, Europe and Israel, measuring the opinions of more than 347 respondents from nine countries.

### 2011 TMT Global Security Survey



This study is based on in-depth research and detailed survey interviews with 138 TMT organizations around the world. The way TMT organizations approach and manage information security has not undergone significant changes in 2011. However, the threat landscape has changed significantly, as well as the public attitude towards information security. The report reveals what leading companies are doing to protect their most important assets.

### The State of the Media Democracy Survey 2011



The 5th edition of DTTL TMT's *State of the Media Democracy Survey* offers an in-depth look at the ever-changing digital consumer, serving up some interesting twists on established trends, as well as a few important surprises. The report has been used to proactively build relationships, adding value to existing relationships and differentiating Deloitte member firms' proposals.

Additional TMT thought leadership: [www.deloitte.com/tmtpublications](http://www.deloitte.com/tmtpublications)

# Fast facts file

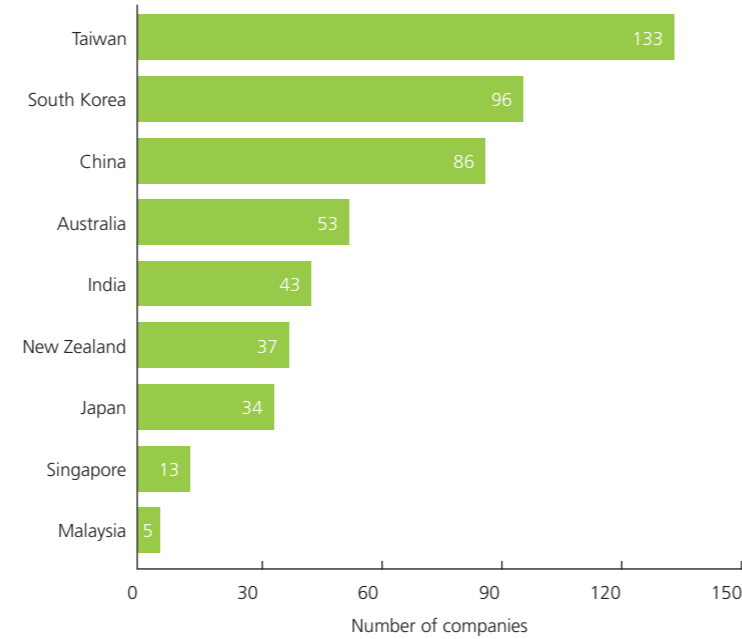
## By location

China has seen its lead in the Fast 500 ranking slip this year, yielding place to South Korea and Taiwan. Indeed, Taiwan has regained the lead it held in the previous decade, with 133 contributions versus last year's 86. South Korea, meanwhile, has leapfrogged from last year's low total of 46 new high-growth companies to 96. China now stands in third place with 86 companies for the year.

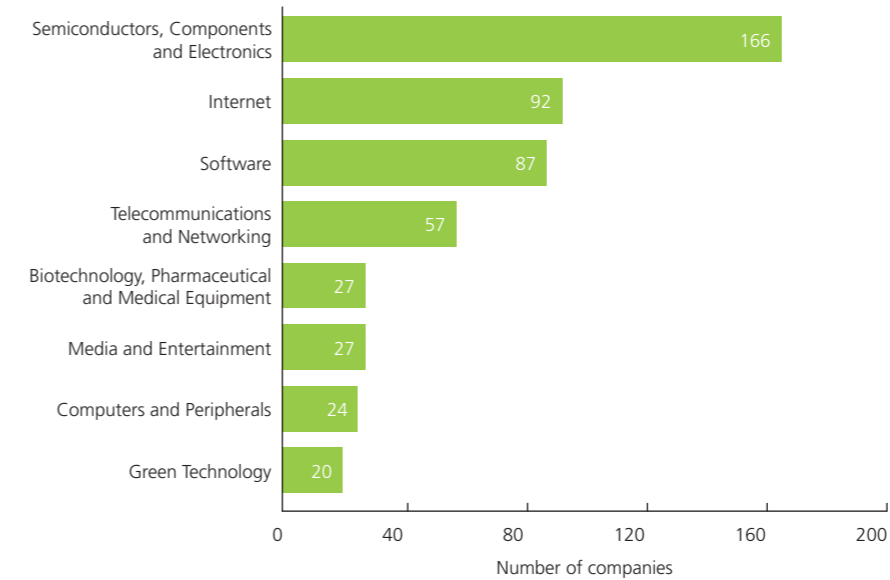
### Top 20 ranked companies

This year, one third (ie seven) of the companies in the Top 20 hail from Taiwan, while only five are from China, which recently dominated this tier. South Korea provided three companies, Japan and New Zealand each contributed two, and Malaysia provided one firm. Eight of the companies in the Top 20 were Semiconductors, Components and Electronics firms.

## Ranked companies by location



## Ranked companies by industry sector



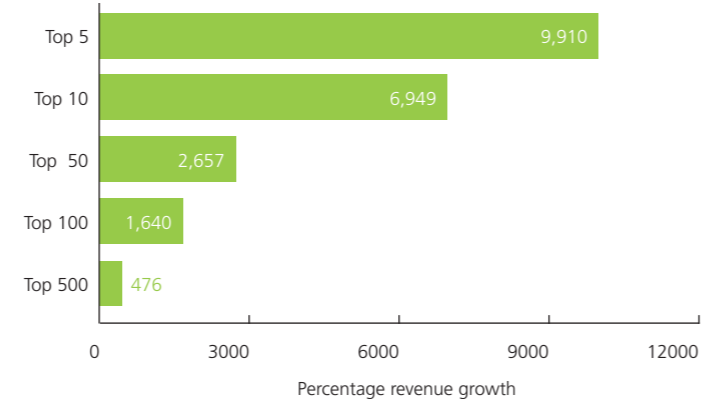
## By industry sector

This year, the Semiconductors, Components and Electronics sector showed that there is still a lot of life in the most basic tech disciplines. The sector topped the list of the number of high-growth companies by industry sector with 166 entries, more than doubling that of 2010 (77) and 2009 (76). The Internet sector also had a strong showing with 92 companies, substantially ahead of the number in 2010 (75), as well as producing this year's overall highest-growth company, The Store Corporation (Yihaodian) from China. Software, however—the dominant sector in the regional rankings for the past five years—slipped back to third place with just 87 companies, down from 145 in 2010, which itself was a falloff from 163 in 2009.

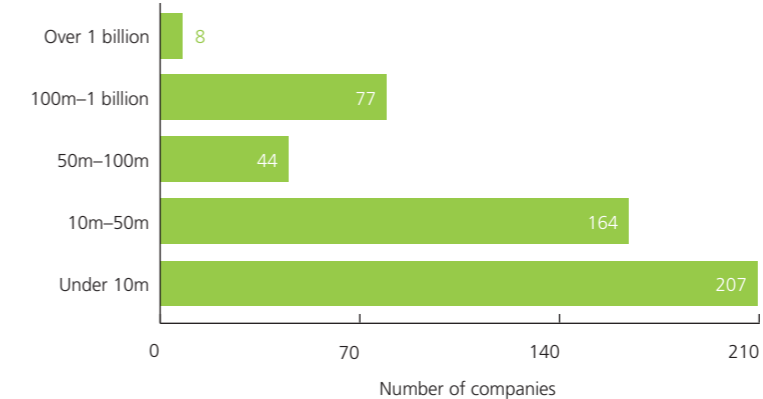
## By revenue growth

As already mentioned, growth of the top five companies this year was slightly slower than last year, with a combined three-year revenue growth of just over 9,910 percent, down from 10,338 percent in 2010, but still up on 2009's 8,980 percent. Overall, across all of the 500 high-growth companies, the year still showed growth of almost 476 percent, a considerable increase on 2010's 374 percent and 2009's 361 percent.

## Ranked companies by revenue growth



## Ranked companies' revenue breakdown in USD



## By revenue

Unsurprisingly, this crisis year brought little change to the now-familiar pattern of most high-growth companies being concentrated at the small enterprise and lower end of the mid-market levels. Indeed, the proportion with annual revenues of less than USD10 million actually increased, at 207 versus 175 in 2010. Virtually every other revenue band showed a pullback since 2010, with only one marginal exception: the over USD1 billion in revenue top end, which rose to eight companies from seven in 2010.



### By sector and location


The leading Semiconductors, Components and Electronics sector showed an even more massive concentration in Taiwan than in previous years, with its dominance of the sector rising to 105 companies. Only South Korea rivaled this with 47 companies. Internet companies, meanwhile, appeared in China (22) and Japan (18), but also in Australia (28) and New Zealand (16). Software also showed a scattering of high-growth companies in Australia (10) and New Zealand (10), but most predictably in China (18) and India (23).

Ranked companies by industry and location									
	Australia	China	India	Japan	Malaysia	New Zealand	Singapore	South Korea	Taiwan
Telecommunications and Networking	11	18	7	1	1	5	4	9	1
Software	10	18	23	5	3	10	4	11	3
Semiconductors, Components and Electronics	2	6	1	2	1	0	2	47	105
Internet	28	22	7	18	0	16	0	0	1
Computers and Peripherals	2	4	0	0	0	3	0	12	3
Media and Entertainment	0	3	2	2	0	2	0	14	4
Green Technology	0	5	0	1	0	1	3	3	7
Biotechnology, Pharmaceutical and Medical Equipment	0	10	3	5	0	0	0	0	9
<b>Total</b>	<b>53</b>	<b>86</b>	<b>43</b>	<b>34</b>	<b>5</b>	<b>37</b>	<b>13</b>	<b>96</b>	<b>133</b>

### Public or private

This year saw a slight pullback in the number of private high-growth companies and a slight increase in the number of publicly listed ones, compared to 2010. In fact, the relative proportions are now back to the same levels as in 2009.

Public versus private companies in the past three years			
	2011	2010	2009
Public	209	202	209
Private	291	298	291



# China's greatest growth story: Interview with Gang Yu, CEO of The Store Corporation

## System

Yihaodian has developed its own underpinning system and applied for numerous patents and software copyrights. Based on this system, the other four modules form a major platform, autonomous but working with each other. These five modules are scalable and can be continuously optimized, automated and scaled.

## Purchase

Currently, Yihaodian sells 120,000 different types of goods and is building up relationships with thousands of suppliers, gaining economies of scale.

## Delivery

Yihaodian can deliver goods to customers within a half-day in Beijing, Shanghai and other big cities; and within one day in Tianjin, the Yangzi Delta, the Pearl River Delta, Wuhan, Chongqing, Chengdu and many other cities. Meanwhile, to meet specific requirements from customers, Yihaodian has created specialized services such as 'three deliveries within one day' and delivery at a scheduled time. Yihaodian does 70% of its business with its own deliveries and has set up hundreds of delivery sites in 30 cities.

## Storage

Yihaodian's business covers the whole of China and the company has five storage centres covering over 220,000 square meters in Beijing, Shanghai, Guangzhou, Wuhan and Chengdu.

## Customer relationship management

Yihaodian's CRM module generates models and does data analysis on customer behaviour. It can provide personalized services to different customers, such as new arrivals, as well as provide periodic shopping reminders, related-products recommendations, notification of goods arrivals and promotions.

**DTTL TMT:** Has your growth been organic or inorganic, and please share with us the main factors behind your growth success.

**Gang Yu:** It's been organic and there are three factors underpinning Yihaodian's growth: our five core competencies; speed and innovation; and integrity.

Our five core competencies are the company's five modules of system, purchase, delivery, storage and customer relationship management (see left).

Yihaodian is a company that values both speed and innovation. For example, we led in cooperation agreements with web portals, social network sites, gaming sites and other websites. "Infinite Yihaodian", launched in July this year, kicked off the virtual shopping model in China and demonstrates the execution capabilities of our team, since it took only three weeks to launch the program successfully.

Lastly, we prize integrity. Integrity is the basis of Yihaodian's company culture.

**DTTL TMT:** Is the current economic slowdown affecting your company growth? If so, will you change strategy, and how?

**Gang Yu:** Not yet. We believe risks can be reduced if e-commerce companies can focus on healthy cash flow, fast turnover and flexible quick-response strategies.



**DTTL TMT:** What advice would you give other fast-growing tech companies in this economic climate?

**Gang Yu:** Focus on your own core competencies; don't follow blindly; continuously commit to innovation; be able to say no to yourself.

**DTTL TMT:** How confident are you of being able to maintain your growth through 2011 and 2012?

**Gang Yu:** It's only been three years since Yihaodian was founded and we're still in the high-growth stage. We are very confident of healthy and rapid growth, as long as we keep paying attention to customer experience and maintaining our core competencies.


**DTTL TMT:** What company achievement are you most proud of to date?

**Gang Yu:** Starting from two people in one room, we now have more than 4,200 people after three years' development. What I am most proud of is looking at the growth of our staff and the value created by Yihaodian for customers, employees, suppliers and shareholders.

**DTTL TMT:** What have you identified as the key trends in your market going forward?

**Gang Yu:** We always focus on delivering the best customer experience, no matter how the market changes.

# Masters of their game: The top five companies



This year's top five performers have surmounted the challenges of the global financial crisis to achieve world-beating growth rates, in a range of sectors. Their average three-year growth rate of 9,910% was down on last year, but up on the 2009 figure of 8,980%—still a remarkable feat given the adverse macroeconomic conditions.

#### Top five at a glance

- Three-year average growth of 9,910%
- Two Semiconductors, Components and Electronics companies
- Two Internet companies
- Three from China
- One repeat entry: Giga Solar Materials Corp

Best of the best is China's The Store Corporation (Yihaodian), an online retailer that has gone from its humble launch in 2008 to market leadership, achieving 19,218% three-year growth—quite an achievement in such a short time, albeit still not matching last year's winner, Giga Solar Materials Corp, which achieved growth of 24,694% in 2010 and still makes this year's top five in fifth place, with 5,560% growth.

Who are these companies and how did they achieve this result? The top five answer in their own words:

## 1. The Store Corporation (Yihaodian)



Yihaodian is a fast-growing e-commerce company in China that provides customers with a one-stop shopping platform, offering all their essential daily items at competitive prices. Since its launch in 2008, Yihaodian has achieved a significant position in China's online grocery sales market and currently has over 4,000 employees and five major distribution networks in Shanghai, Beijing, Guangzhou, Wuhan and Chengdu, serving its rapidly expanding customer base.

<b>Location</b>	China
<b>Sector</b>	Internet
<b>Founded</b>	2008
<b>CEO</b>	Gang Yu
<b>Three-year growth</b>	19,218%
<b>Website</b>	www.yihaodian.com



## 2. Silicon Mitus

# Silicon Mitus

Silicon Mitus is a (fabrication-less) semiconductor device manufacturer in South Korea. Silicon Mitus sells power management chips for displays, LCD TVs, LED TVs and related products, and is now looking at expanding into mobile telecommunications. As well as Korea, the company has set up channels in China, Japan and Taiwan. It has a small design center in Silicon Valley and is planning to set up a similar facility in China. The company's key strength is its ability to devise products faster than its competitors.

<b>Location</b>	South Korea
<b>Sector</b>	Semiconductors, Components and Electronics
<b>Founded</b>	2007
<b>CEO</b>	Youm Huh
<b>Three-year growth</b>	9,336%
<b>Website</b>	www.siliconmitus.com

## 3. Tendyron

# Tendyron

天地融科技

Tendyron Corporation was founded in 2004 and is dedicated to providing information security solutions in the areas of USB tokens, smart cards and mobile payment. Headquartered in Beijing with its own R&D, manufacturing and sales facilities, it has eight regional offices across China. In its early stages, Tendyron proposed the concept of human interface peripheral (HIP) USB tokens, which laid the foundation for 2nd-generation USB tokens—now widely recognized as the future of e-banking security and applied on a large scale by nearly every major bank in China. Tendyron's customers include the Industrial and Commercial Bank of China (ICBC), Agricultural Bank of China (ABC), Postal Savings Bank of China (PSBC), Shanghai Pudong Development Bank (SPDB), The Bank of East Asia (BEA), Citibank and Standard Chartered Bank (SCB).

<b>Location</b>	China
<b>Sector</b>	Software
<b>Founded</b>	2004
<b>CEO</b>	Dongsheng Li
<b>Three-year growth</b>	9,150%
<b>Website</b>	www.tendyron.com

## 4. Jiaxing Mbaobao Network Technology Co Ltd

# 麦包包

Mbaobao is one of the world's leading designers, producers and distributors of bags and related accessories, with a 'European Bag Fashion Research Center' in Venice sourcing the latest designs and fabric selections. In 2010, it launched a branch in Tokyo as well as an English website catering to North American buyers (www.bagsok.com). Mbaobao is the first bag company to initiate the 'fast' concept and has expanded its business globally on the principles of 'fast fashion', 'fast marketing' and 'fast logistics'. As one of the largest manufacturing-based online retailers of bags, it serves more than one million customers, creating and distributing a line that ranges from handbags and backpacks to laptop bags and accessories. The collection includes popular brands like Feel Young, Love Match, Kelt Town, Alpha and Vemo.

<b>Location</b>	China
<b>Sector</b>	Internet
<b>Founded</b>	2007
<b>CEO</b>	Haifeng Ye
<b>Three-year growth</b>	6,288%
<b>Website</b>	www.mbaobao.com

## 5. Giga Solar Materials Corp



Last year's top performer, Giga Solar Materials Corp (GSMC), offers a line of thick film-metallization pastes specifically designed for use in the construction of photovoltaic solar cells. The pastes offered include silver (Ag) paste suitable for use as a front-side conductor; aluminum (Al) paste for use as the back electrode; and silver/aluminum (AgAl) paste for use as a back-side conductor on an aluminum back-surface field. These pastes were developed with the understanding that the physical and functional requirements of the front- and back-side of the photovoltaic substrates require significant differences in the properties of the metallization pastes.

<b>Location</b>	Taiwan
<b>Sector</b>	Semiconductors, Components and Electronics
<b>Founded</b>	2005
<b>CEO</b>	Ji-Rei Chen
<b>Three-year growth</b>	5,560%
<b>Website</b>	www.gigasolar.com.tw



# Deloitte Technology Fast 500 Asia Pacific 2011 Ranking

A league of its own.

The Deloitte Technology Fast 500 Asia Pacific Ranking is a global platform for measuring, recognizing and analyzing growth of the fastest-growing technology companies in the region. Five hundred companies are ranked according to revenue growth rates over the past three years.

The 500 companies in the 2011 ranking beat off recessionary pressures with an average 476 percent growth rate over the last three years—up over 100% on the 374 percent achieved in 2010. This may not match the highest records of the early 2000s, but in these difficult economic circumstances, it has been a great achievement. This year's fastest growing company, The Store Corporation (Yihaodian), achieved a three-year growth performance of 19,218 percent that fell somewhat short of the 24,694 percent attained by last year's winner, Giga Solar Materials Corp.

The Software sector—so significant in previous years—was pushed into third place, contributing only 87 companies. In its stead, the Semiconductors, Components and Electronics sector proved that there is still dynamism in an earlier generation of pioneering technologies, with 166 companies. The Internet sector, meanwhile, took second place with 92 companies, one of them being this year's winner, The Store Corporation.

## How does the DTTL TMT Industry Group determine the winners?

The Deloitte Technology Fast 500 Asia Pacific 2011 winners consist of the 500 public and private technology, media and telecommunications companies headquartered in Asia Pacific, that have achieved the highest rates of revenue growth over the past three years. In order to be eligible for Technology Fast 500 recognition, companies must have base-year operating revenues of at least USD50,000.

The DTTL TMT Industry Group assumes that all information provided by each company is accurate and does not independently verify such information.

Rank	Company	Location	Industry sector	Three-year % growth
1	The Store Corporation	China	Internet	19,217.976
2	Silicon Mitus Inc	South Korea	Semiconductors, Components and Electronics	9,335.657
3	Tendyron Corp	China	Software	9,150.048
4	Jiaxing Mbaobao Network Technology Co Ltd	China	Internet	6,287.871
5	Giga Solar Materials Corp	Taiwan	Semiconductors, Components and Electronics	5,560.336
6	Powershop NZ Ltd	New Zealand	Internet	5,280.410
7	Two Degrees Mobile Ltd	New Zealand	Telecommunications and Networking	3,761.766
8	Brightek Optoelectronic Co Ltd	Taiwan	Semiconductors, Components and Electronics	3,754.886
9	3-D Matrix Ltd	Japan	Biotechnology, Pharmaceutical and Medical Equipment	3,582.951
10	Sinsung Solar Energy Corp	South Korea	Green Technology	3,560.124

Rank	Company	Location	Industry sector	Three-year % growth
11	Eversol Corp	Taiwan	Semiconductors, Components and Electronics	3,296.024
12	MDT Innovations Sdn Bhd	Malaysia	Software	3,129.876
13	Bestcreate Corp	Japan	Telecommunications and Networking	3,027.379
14	Danen Technology Corp	Taiwan	Semiconductors, Components and Electronics	2,929.342
15	International Branding Marketing Inc	Taiwan	Semiconductors, Components and Electronics	2,599.503
16	Ledlink Optics Inc	Taiwan	Semiconductors, Components and Electronics	2,504.137
17	Light Source Technology Co Ltd	South Korea	Green Technology	2,486.519
18	Ganji.com	China	Internet	2,185.584
19	Shanghai Greenbox Internet Technology Co Ltd	China	Internet	1,954.853
20	Top Energy Saving System Corp	Taiwan	Semiconductors, Components and Electronics	1,904.442
21	DongHyun Co Ltd	South Korea	Semiconductors, Components and Electronics	1,886.143
22	Wuhan Guoce Nordic New Energy Co Ltd	China	Green Technology	1,798.847
23	GI Blue Co Ltd	South Korea	Semiconductors, Components and Electronics	1,719.920
24	Changwon Comtech Co Ltd	South Korea	Semiconductors, Components and Electronics	1,633.175
25	Lattice Power Corp	China	Semiconductors, Components and Electronics	1,547.303
26	Finetek	South Korea	Semiconductors, Components and Electronics	1,495.864
27	Topaz Co Ltd	South Korea	Semiconductors, Components and Electronics	1,476.255
28	Cynergy House Co Ltd	South Korea	Media and Entertainment	1,458.597
29	SmarTeam Corp	Taiwan	Semiconductors, Components and Electronics	1,419.846
30	NZ Tax Refunds Ltd	New Zealand	Internet	1,400.911
31	Ubona Technologies Pvt Ltd	India	Telecommunications and Networking	1,353.355
32	Aesthetic Technology Beijing Ltd	China	Biotechnology, Pharmaceutical and Medical Equipment	1,328.241
33	Seoul Optodevice	South Korea	Semiconductors, Components and Electronics	1,235.527
34	Coreoptix Inc	South Korea	Semiconductors, Components and Electronics	1,208.440
35	Mitsubachiworks Inc	Japan	Media and Entertainment	1,164.432
36	GREE Inc	Japan	Internet	1,099.557
37	Virtunet Pty Ltd	Australia	Semiconductors, Components and Electronics	1,088.959
38	3DFamily Technology Co Ltd	Taiwan	Semiconductors, Components and Electronics	1,083.242
39	Borqs Hong Kong Ltd	China	Telecommunications and Networking	1,054.486
40	Iijin Display	South Korea	Semiconductors, Components and Electronics	1,051.378
41	Millinet Solar Co Ltd	South Korea	Green Technology	1,049.331
42	Anittel	Australia	Telecommunications and Networking	1,022.220
43	Alpha Crystal Technology Corp	Taiwan	Semiconductors, Components and Electronics	1,020.204
44	SciVision Biotech Inc	Taiwan	Biotechnology, Pharmaceutical and Medical Equipment	1,019.821
45	Aujas Networks Pvt Ltd	India	Software	1,010.009
46	Midas Infomedia Ltd	New Zealand	Software	1,007.541
47	Wooree LED Co Ltd	South Korea	Semiconductors, Components and Electronics	990.269
48	Korea Cable Telecom	South Korea	Telecommunications and Networking	947.680
49	Jinyoung G&T	South Korea	Semiconductors, Components and Electronics	885.993
50	Mega Biotech & Electronics Co Ltd	Taiwan	Media and Entertainment	882.886
51	Xero Ltd	New Zealand	Internet	873.635
52	Observatory Crest Australia Pty Ltd	Australia	Computers and Peripherals	869.934
53	AnaPass Inc	South Korea	Semiconductors, Components and Electronics	848.952
54	Zhejiang Yutian Technology Co Ltd	China	Telecommunications and Networking	845.564
55	LightInTheBox Holdings Co Ltd	China	Internet	838.203

Rank	Company	Location	Industry sector	Three-year % growth
56	Crystal Applied Technology Inc	Taiwan	Semiconductors, Components and Electronics	820.293
57	Wisol	South Korea	Semiconductors, Components and Electronics	793.230
58	HD Biosciences (China) Co Ltd	China	Biotechnology, Pharmaceutical and Medical Equipment	792.707
59	BizCover Pty Ltd	Australia	Internet	792.028
60	Prizm Payment Services Pvt Ltd	India	Telecommunications and Networking	791.880
61	Webaroo Technology India Pvt Ltd	India	Telecommunications and Networking	779.685
62	KAI Square Pte Ltd	Singapore	Software	777.323
63	Wafer Works Optronics Corp	Taiwan	Semiconductors, Components and Electronics	770.048
64	Samsung Mobile Display Co Ltd	South Korea	Semiconductors, Components and Electronics	752.790
65	Funshion Online Technologies Co Ltd	China	Internet	707.190
66	Hunan RunCore High Technology Co Ltd	China	Computers and Peripherals	702.137
67	WiseChip Semiconductor Inc	Taiwan	Semiconductors, Components and Electronics	699.863
68	Valueplus Co Ltd	South Korea	Computers and Peripherals	677.296
69	Speee.Inc	Japan	Internet	664.166
70	Win Win Precision Technology Co Ltd	Taiwan	Green Technology	648.656
71	Shenzhen Tinno Mobile Technology Co Ltd	China	Telecommunications and Networking	622.483
72	Melfas	South Korea	Semiconductors, Components and Electronics	620.792
73	Bumjin C&L Co Ltd	South Korea	Semiconductors, Components and Electronics	615.090
74	Edusys Services Pvt Ltd	India	Software	614.070
75	GST Co Ltd	South Korea	Semiconductors, Components and Electronics	582.620
76	ELK	South Korea	Semiconductors, Components and Electronics	580.725
77	SurfStitch Pty Ltd	Australia	Internet	573.660
78	Tainergy Tech Co Ltd	Taiwan	Green Technology	560.798
79	Science Consulting Pvt Ltd	Singapore	Software	553.000
80	2Talk Ltd	New Zealand	Internet	541.610
81	KREMS	South Korea	Semiconductors, Components and Electronics	539.768
82	UBright Optronics Corp	Taiwan	Semiconductors, Components and Electronics	535.895
83	ICatch Inc	Taiwan	Semiconductors, Components and Electronics	530.097
84	Sensata Technologies Korea Co Ltd	South Korea	Computers and Peripherals	521.782
85	Shanghai Joyu Culture Dissemination Co Ltd	China	Internet	521.400
86	Next Entertainment World	South Korea	Media and Entertainment	520.099
87	Redrover Co Ltd	South Korea	Software	518.249
88	Inji OLED & Display Co Ltd	South Korea	Semiconductors, Components and Electronics	513.734
89	Vocus Communications Ltd	Australia	Internet	505.785
90	KTDS	South Korea	Software	503.582
91	Shanghai eHi Car Rental Co Ltd	China	Green Technology	489.493
92	Tomizone Ltd	New Zealand	Internet	485.254
93	L&P honors Inc	South Korea	Computers and Peripherals	479.402
94	Changs Ascending Enterprise Co Ltd	Taiwan	Semiconductors, Components and Electronics	474.424
95	HansolPNS Co Ltd	South Korea	Software	470.554
96	Ensid Technologies Ltd	New Zealand	Telecommunications and Networking	468.456
97	Lafaso Group Ltd	China	Internet	467.469
98	Amethon Solutions	Australia	Software	449.759
99	DSG Technology Inc	Taiwan	Telecommunications and Networking	447.037
100	SPIRE Inc	Japan	Internet	441.755

Rank	Company	Location	Industry sector	Three-year % growth
101	X-Legend Entertainment Co Ltd	Taiwan	Media and Entertainment	441.625
102	Ramp Holdings Pty Ltd	Australia	Telecommunications and Networking	437.320
103	Telibrahma Convergent Communications Pvt Ltd	India	Media and Entertainment	434.363
104	Bike Exchange Pty Ltd	Australia	Internet	431.586
105	Cosci Med-Tech Co Ltd	China	Biotechnology, Pharmaceutical and Medical Equipment	431.566
106	Ubivlox Inc	South Korea	Software	430.406
107	Luminous Optical Technology Co Ltd	Taiwan	Semiconductors, Components and Electronics	429.188
108	Nitor Infotech Pvt Ltd	India	Software	428.210
109	IMTech Inc	South Korea	Semiconductors, Components and Electronics	421.733
110	Theleds Co Ltd	South Korea	Semiconductors, Components and Electronics	415.559
111	Pilani Soft Labs Pvt Ltd	India	Internet	411.612
112	Beijing 58 Information Technology Co Ltd	China	Internet	405.566
113	Beijing Kela Diamond Internet & Technology Co Ltd	China	Internet	402.429
114	Nextreaming Corp	South Korea	Software	400.638
115	Tera Xtal Technology Corp	Taiwan	Semiconductors, Components and Electronics	392.628
116	Genius Electronic Optical Co Ltd	Taiwan	Semiconductors, Components and Electronics	389.041
117	Crucialtec Co Ltd	South Korea	Semiconductors, Components and Electronics	388.908
118	Metanet Inc	South Korea	Software	384.552
119	Wonjin	South Korea	Semiconductors, Components and Electronics	381.032
120	Masco Inc	South Korea	Semiconductors, Components and Electronics	380.428
121	Energy Matters	Australia	Internet	379.858
122	Infomark Co Ltd	South Korea	Software	379.656
123	CU Media Co Ltd	South Korea	Media and Entertainment	378.775
124	Excelsior Medical Co Ltd	Taiwan	Biotechnology, Pharmaceutical and Medical Equipment	371.448
125	S-cubism Inc	Japan	Internet	367.422
126	OK Biotech Corp	Taiwan	Biotechnology, Pharmaceutical and Medical Equipment	364.180
127	TPK Holding Co Ltd	Taiwan	Semiconductors, Components and Electronics	360.494
128	Shenzhen Wondershare Software Co Ltd	China	Software	360.055
129	Mozat Pte Ltd	Singapore	Software	359.966
130	JustCommodity Software Solutions Pte Ltd	Singapore	Software	358.767
131	Adimmune Corp	Taiwan	Biotechnology, Pharmaceutical and Medical Equipment	357.825
132	Atech Technology Co Ltd	Taiwan	Semiconductors, Components and Electronics	356.302
133	C Media Ltd	China	Internet	356.265
134	China Wireless Technologies Ltd	China	Telecommunications and Networking	356.016
135	Xueda Education Group	China	Internet	351.956
136	Noah Holdings Ltd	China	Media and Entertainment	351.664
137	Loen Entertainment Inc	South Korea	Media and Entertainment	351.278
138	Omnesys Technologies Pvt Ltd	India	Software	350.153
139	MediaWill	South Korea	Media and Entertainment	348.062
140	Crystalwise Technology Inc	Taiwan	Semiconductors, Components and Electronics	343.164
141	Aperio	South Korea	Semiconductors, Components and Electronics	342.084
142	Prodapt Solutions Pvt Ltd	India	Software	341.525
143	ShenZhen Elanw Network Co Ltd	China	Telecommunications and Networking	340.458
144	Aimhigh Global Corp	South Korea	Semiconductors, Components and Electronics	333.582
145	Gvitech Corp	China	Computers and Peripherals	332.516

Rank	Company	Location	Industry sector	Three-year % growth
146	Sunmax Biotechnology Co Ltd	Taiwan	Biotechnology, Pharmaceutical and Medical Equipment	331.235
147	ENG Electric Co Ltd	Taiwan	Semiconductors, Components and Electronics	328.760
148	Catch Of The Day	Australia	Internet	327.166
149	Sportsfuel Ltd	New Zealand	Internet	325.267
150	Ying Shiang Technology Co Ltd	Taiwan	Semiconductors, Components and Electronics	325.103
151	Freeman Media	New Zealand	Media and Entertainment	324.913
152	Moimstone Co Ltd	South Korea	Software	320.934
153	Amita Technologies Inc	Taiwan	Semiconductors, Components and Electronics	320.696
154	Trust-Search Corp	Taiwan	Semiconductors, Components and Electronics	320.201
155	Beijing PDE Information Technology Co Ltd	China	Software	320.085
156	Seong Ji Industrial Co Ltd	South Korea	Semiconductors, Components and Electronics	319.777
157	Sysware Technology Co Ltd	China	Software	318.384
158	China TransInfo Technology Corp	China	Software	317.862
159	Tbroad hanvit broadcasting Co Ltd	South Korea	Media and Entertainment	317.008
160	ViFX Ltd Partnership	New Zealand	Internet	304.439
161	G-Tech Optoelectronics Corp	Taiwan	Semiconductors, Components and Electronics	303.205
162	P K Online Ventures Pvt Ltd	India	Media and Entertainment	300.818
163	Moneual Inc	South Korea	Computers and Peripherals	299.545
164	iClick Interactive Asia Ltd	China	Internet	297.083
165	Jungjin-nextech Co Ltd	South Korea	Semiconductors, Components and Electronics	295.710
166	Iijin Semiconductor	South Korea	Semiconductors, Components and Electronics	291.450
167	Brolly Sheets Ltd	New Zealand	Internet	289.629
168	Forest Interactive Sdn Bhd	Malaysia	Telecommunications and Networking	288.154
169	Cohort Digital	Australia	Internet	287.582
170	Switched on Media	Australia	Telecommunications and Networking	286.995
171	SportingPulse	Australia	Internet	280.863
172	Stemscience	South Korea	Media and Entertainment	271.474
173	GC-Rise Pharmaceutical Ltd	China	Biotechnology, Pharmaceutical and Medical Equipment	270.121
174	DMB Technology Co Ltd	South Korea	Media and Entertainment	267.287
175	Neople Inc	South Korea	Software	264.825
176	Hotels Combined P/L	Australia	Internet	261.581
177	Indiaideas.com Ltd	India	Internet	260.859
178	SBSContentshub	South Korea	Media and Entertainment	257.725
179	Econy Co Ltd	South Korea	Semiconductors, Components and Electronics	254.027
180	Tieto China Co Ltd	China	Software	251.142
181	Glodyne Technoserve Ltd	India	Software	249.389
182	Aemulus Corp Berhad	Malaysia	Semiconductors, Components and Electronics	249.181
183	GL Co Ltd	South Korea	Semiconductors, Components and Electronics	247.159
184	Chella Software Pvt Ltd	India	Software	246.866
185	H&H global resource Co Ltd	South Korea	Semiconductors, Components and Electronics	246.346
186	Chimei Lighting Technology Corp	Taiwan	Semiconductors, Components and Electronics	242.786
187	M/S Think Future Technologies	India	Software	240.945
188	Aiotec Ltd	New Zealand	Computers and Peripherals	238.474
189	Beijing C-platform Digital Technology Co Ltd	China	Telecommunications and Networking	238.150
190	DiagCor Bioscience InCorp Ltd	China	Biotechnology, Pharmaceutical and Medical Equipment	236.116

Rank	Company	Location	Industry sector	Three-year % growth
191	Ability Opto-Electronics Technology Co	Taiwan	Semiconductors, Components and Electronics	236.052
192	ClearPoint Ltd	New Zealand	Telecommunications and Networking	234.856
193	Sapple Systems Pvt Ltd	India	Internet	233.934
194	Beijing Acctrue Technology Co Ltd	China	Software	229.604
195	Optra Systems Pvt Ltd	India	Biotechnology, Pharmaceutical and Medical Equipment	229.509
196	Beijing Fastweb Technology Co Ltd	China	Internet	229.066
197	Cookpad Inc	Japan	Internet	228.550
198	Lumens Co Ltd	South Korea	Semiconductors, Components and Electronics	227.994
199	Lustrous Technology Ltd	Taiwan	Semiconductors, Components and Electronics	227.617
200	Pocons Co Ltd	South Korea	Semiconductors, Components and Electronics	226.743
201	Fi-ra Photonics Co Ltd	South Korea	Telecommunications and Networking	224.502
202	Gan & Lee Pharmaceutical Co Ltd	China	Biotechnology, Pharmaceutical and Medical Equipment	223.985
203	Leshi Internet Information & Technology Corp Beijing	China	Internet	223.689
204	Formosa Epitaxy Inc	Taiwan	Semiconductors, Components and Electronics	221.304
205	Telogis Ltd	New Zealand	Software	220.585
206	TigerSpike Pty Ltd	Australia	Software	220.029
207	Duksan Hi-metal Co Ltd	South Korea	Semiconductors, Components and Electronics	219.699
208	Odecee	Australia	Software	218.070
209	Guangzhou Best-study Education Group	China	Software	214.802
210	Digital Multimedia Technology Co Ltd	South Korea	Media and Entertainment	213.285
211	SGA Co Ltd	South Korea	Computers and Peripherals	213.044
212	Innox Corp	South Korea	Semiconductors, Components and Electronics	211.981
213	SK Marketing & Company	South Korea	Media and Entertainment	211.598
214	MMC Technology	South Korea	Telecommunications and Networking	211.349
215	Mirae N Co Ltd	South Korea	Media and Entertainment	211.192
216	Pavonine Inc	South Korea	Semiconductors, Components and Electronics	210.687
217	Biomatters Ltd	New Zealand	Software	210.309
218	Roswin Inc	South Korea	Telecommunications and Networking	210.298
219	Itswell Co Ltd	South Korea	Semiconductors, Components and Electronics	209.669
220	4Cabling Pty Ltd	Australia	Computers and Peripherals	207.896
221	DigiTech-Systems	South Korea	Semiconductors, Components and Electronics	206.680
222	Golden Spring Internet of Things Inc	China	Internet	206.516
223	Japan Tissue Engineering Co Ltd	Japan	Biotechnology, Pharmaceutical and Medical Equipment	206.452
224	Partner Telecom Pty Ltd	Australia	Telecommunications and Networking	205.994
225	Mobile Tracking and Data Pty Ltd T/A MTData	Australia	Telecommunications and Networking	204.565
226	Vakrangee Softwares Ltd	India	Software	202.283
227	BTB Solution Co Ltd	South Korea	Telecommunications and Networking	201.914
228	Hoimyoung Corp	South Korea	Semiconductors, Components and Electronics	201.489
229	Times-7 Research Ltd	New Zealand	Computers and Peripherals	201.363
230	Barun Electronics Co Ltd	South Korea	Semiconductors, Components and Electronics	200.705
231	Fractalist China	China	Internet	200.470
232	Beijing Forever Technology Co Ltd	China	Software	199.927
233	DeNA Co Ltd	Japan	Internet	199.753
234	Mec Imex InCorp	Taiwan	Semiconductors, Components and Electronics	198.266
235	Nanos Co Ltd	South Korea	Semiconductors, Components and Electronics	197.506

Rank	Company	Location	Industry sector	Three-year % growth
236	SI Tech	South Korea	Computers and Peripherals	197.411
237	GeneCare Research Institute Co Ltd	Japan	Biotechnology, Pharmaceutical and Medical Equipment	197.009
238	Beijing EMAR Online Technology Co Ltd	China	Internet	196.548
239	Siltrontech Electronics Corp	Taiwan	Semiconductors, Components and Electronics	196.215
240	Seoul Semiconductor	South Korea	Semiconductors, Components and Electronics	195.286
241	Beijing NineStar Technology joint-Stock Co Ltd	China	Software	194.792
242	Line Tech Co Ltd	South Korea	Telecommunications and Networking	194.405
243	ArcherMind Technology (Nanjing) Co Ltd	China	Telecommunications and Networking	194.295
244	ZNet Technologies Pvt Ltd	India	Internet	193.129
245	Nitgen & Company	South Korea	Telecommunications and Networking	193.080
246	D&T Inc	South Korea	Media and Entertainment	192.272
247	Fiberpro Inc	South Korea	Telecommunications and Networking	191.574
248	Wardy IT Solutions	Australia	Software	190.997
249	Web Genius Central New Zealand Ltd	New Zealand	Media and Entertainment	188.363
250	Ajinextek Co Ltd	South Korea	Semiconductors, Components and Electronics	187.702
251	Lung Hwa Electronics Co Ltd	Taiwan	Semiconductors, Components and Electronics	187.405
252	CoilMaster Co Ltd	South Korea	Semiconductors, Components and Electronics	186.967
253	OD-Tech Co Ltd	South Korea	Semiconductors, Components and Electronics	186.952
254	Hanbit Electronics Co Ltd	South Korea	Computers and Peripherals	186.188
255	Microqual Techno Ltd	India	Telecommunications and Networking	185.701
256	Maction Technologies Inc	Taiwan	Software	185.538
257	LIG System Co Ltd	South Korea	Software	185.366
258	Stack Devices Corp	Taiwan	Semiconductors, Components and Electronics	185.364
259	Seoul Standard Co Ltd	South Korea	Computers and Peripherals	185.232
260	Food & Commodity Brokers (NZ) 2008 Ltd	New Zealand	Internet	185.181
261	Edison Opto Corp	Taiwan	Semiconductors, Components and Electronics	183.524
262	Shin-Oh Electronics Co Ltd	South Korea	Telecommunications and Networking	182.839
263	Grand Plastic Technology Corp	Taiwan	Semiconductors, Components and Electronics	182.583
264	Newmax Technology Co Ltd	Taiwan	Semiconductors, Components and Electronics	182.495
265	Navis Automotive Systems Inc	South Korea	Computers and Peripherals	182.433
266	AppoTech Ltd	China	Semiconductors, Components and Electronics	181.654
267	Doosan Dong-A Corp	South Korea	Media and Entertainment	181.646
268	EIC Group Ltd	China	Software	181.426
269	Aura Software Security Ltd	New Zealand	Software	180.801
270	Abraham Group Holdings Co Ltd	Japan	Media and Entertainment	180.638
271	Spirit Telecom (Australia) Pty Ltd	Australia	Telecommunications and Networking	180.414
272	Codec	South Korea	Computers and Peripherals	180.406
273	Taesung LCD Part Co Ltd	South Korea	Computers and Peripherals	179.462
274	Hyundai Consulting & Information	South Korea	Software	179.106
275	Optis Co Ltd	South Korea	Computers and Peripherals	178.155
276	Shanghai Sunivo supply chain management Co Ltd	China	Internet	177.993
277	Getprice	Australia	Internet	176.506
278	Octaware Technologies Pvt Ltd	India	Software	175.484
279	Platinum Safety Ltd	New Zealand	Software	175.067
280	Tencent Holdings Ltd	China	Internet	174.595

Rank	Company	Location	Industry sector	Three-year % growth
281	J Touch Corp	Taiwan	Semiconductors, Components and Electronics	173.801
282	Viocorp International	Australia	Internet	171.606
283	Entire Technology Co Ltd	Taiwan	Semiconductors, Components and Electronics	171.586
284	Epileds Technologies Inc	Taiwan	Semiconductors, Components and Electronics	171.084
285	Appen Holdings Pty Ltd	Australia	Telecommunications and Networking	170.834
286	Dalian Kingdian Network Development Co Ltd	China	Internet	170.798
287	Quantumlinc Pty Ltd	Australia	Internet	169.814
288	SolidWizard Technology Co Ltd	Taiwan	Software	169.339
289	Userjoy Technology Co Ltd	Taiwan	Media and Entertainment	168.812
290	Asia Electronic Material Co Ltd	Taiwan	Semiconductors, Components and Electronics	167.692
291	iSelect Ltd	Australia	Internet	167.254
292	Sun Well Solar Corp	Taiwan	Green Technology	166.902
293	UBIC Inc	Japan	Semiconductors, Components and Electronics	166.314
294	SiteMinder	Australia	Software	165.879
295	Kingsoft Japan Inc	Japan	Software	164.456
296	Hunan Stellar Special Pump Co Ltd	China	Green Technology	163.896
297	SnapComms Ltd	New Zealand	Software	163.781
298	Beijing Brainaire Storage Technology Co Ltd	China	Computers and Peripherals	162.335
299	Winlight Co Ltd	Japan	Internet	161.243
300	Sunjet Components Corp	Taiwan	Semiconductors, Components and Electronics	160.555
301	Silicon Power Computer & Communication Inc	Taiwan	Semiconductors, Components and Electronics	159.788
302	Kogan Technologies Pty Ltd	Australia	Semiconductors, Components and Electronics	158.385
303	KernMobile Ltd	New Zealand	Internet	156.899
304	inTechnology Distribution Pty Ltd	Australia	Telecommunications and Networking	155.432
305	Sonar Ltd	New Zealand	Internet	154.803
306	Unisits Technology Co Ltd	China	Telecommunications and Networking	153.631
307	Young Fast Optoelectronics Co Ltd	Taiwan	Semiconductors, Components and Electronics	152.450
308	Pony Testing International Group (Shenzhen) Co Ltd	China	Semiconductors, Components and Electronics	152.091
309	Ansarada Pty Ltd	Australia	Internet	151.766
310	Beijing GeoEnviron Engineering & Technology Inc	China	Green Technology	151.081
311	Jeng Shiang Precision Ind Co Ltd	Taiwan	Semiconductors, Components and Electronics	150.474
312	Fulltech Fiber Glass Corp	Taiwan	Semiconductors, Components and Electronics	149.881
313	ZIGEXN Co Ltd	Japan	Internet	148.752
314	LandOcean Energy Services Co Ltd	China	Software	148.011
315	Nazara Technologies Pvt Ltd	India	Telecommunications and Networking	147.251
316	NatureWise Biotech & Medicals Corp	Taiwan	Biotechnology, Pharmaceutical and Medical Equipment	147.225
317	Pony Testing International Group (Shanghai) Co Ltd	China	Semiconductors, Components and Electronics	147.030
318	Aptos Technology Inc	Taiwan	Semiconductors, Components and Electronics	145.987
319	Tekcore Co Ltd	Taiwan	Semiconductors, Components and Electronics	145.839
320	Oasys solution Inc	Japan	Green Technology	145.789
321	Sangfor Technology	China	Telecommunications and Networking	144.901
322	Viking Tech Corporation	Taiwan	Semiconductors, Components and Electronics	144.586
323	Bulletproof Networks Pty Ltd	Australia	Internet	143.283
324	MacromatiX Holdings	Australia	Internet	141.963
325	IDimension MSC Sdn Bhd	Malaysia	Software	141.827



Rank	Company	Location	Industry sector	Three-year % growth
326	High Power Opto Inc	Taiwan	Semiconductors, Components and Electronics	141.194
327	BigAir Group Ltd	Australia	Internet	140.091
328	Spice i2i Ltd	Singapore	Telecommunications and Networking	139.404
329	Chipbond Technology Corp	Taiwan	Semiconductors, Components and Electronics	139.293
330	ILI Technology Corp	Taiwan	Semiconductors, Components and Electronics	138.797
331	Big Sun Energy Technology Inc	Taiwan	Green Technology	138.380
332	Sundia MediTech Company Ltd	China	Biotechnology, Pharmaceutical and Medical Equipment	136.926
333	Generation-e	Australia	Telecommunications and Networking	136.597
334	Torpedo7 Ltd	New Zealand	Internet	136.535
335	EitaroSoft Inc	Japan	Software	135.545
336	ShenZhen Kingdee Middleware Co Ltd	China	Software	135.262
337	IMI Mobile Pvt Ltd	India	Telecommunications and Networking	134.793
338	Solar Applied Materials Technology Corp	Taiwan	Semiconductors, Components and Electronics	134.617
339	Huga Optotech Inc	Taiwan	Semiconductors, Components and Electronics	134.513
340	Vtion Technology (China) Co Ltd	China	Telecommunications and Networking	132.899
341	Zhejiang Dahua Technology Co Ltd	China	Telecommunications and Networking	132.306
342	Yamada Green Resources Ltd and its subsidiaries	Singapore	Green Technology	131.840
343	Sentelic Corp	Taiwan	Semiconductors, Components and Electronics	131.780
344	Higher Way Electronic Co Ltd	Taiwan	Semiconductors, Components and Electronics	131.089
345	Molecular Connections Pvt Ltd	India	Biotechnology, Pharmaceutical and Medical Equipment	130.655
346	ROI.com.au Pty	Australia	Internet	130.422
347	Kayac Inc	Japan	Internet	129.462
348	ATMU Inc	China	Telecommunications and Networking	129.249
349	Cayenne Entertainment Technology Co Ltd	Taiwan	Media and Entertainment	129.216
350	Solartech Energy Corp	Taiwan	Green Technology	128.791
351	Hiconics Drive Technology Co Ltd	China	Semiconductors, Components and Electronics	128.164
352	Natureshop Ltd	New Zealand	Internet	127.724
353	BioDuro (Beijing) Co Ltd	China	Biotechnology, Pharmaceutical and Medical Equipment	127.683
354	Indusface Consulting Pvt Ltd	India	Software	127.658
355	NRL Pharma Inc	Japan	Biotechnology, Pharmaceutical and Medical Equipment	127.635
356	Universal Solution Systems Inc	Japan	Software	126.714
357	Higgstec Inc	Taiwan	Semiconductors, Components and Electronics	126.537
358	Welltend Technology Corp	Taiwan	Computers and Peripherals	126.224
359	Capella Microsystems (Taiwan) Inc	Taiwan	Semiconductors, Components and Electronics	126.169
360	CCP Contact Probes Co Ltd	Taiwan	Semiconductors, Components and Electronics	125.377
361	Nuvoton Technology Corp	Taiwan	Semiconductors, Components and Electronics	124.973
362	Kreteevee Sdn Bhd	Malaysia	Software	124.947
363	Digilife Technologies Co Ltd	Taiwan	Semiconductors, Components and Electronics	124.838
364	Beijing Star Software Technology Co Ltd	China	Telecommunications and Networking	124.280
365	Kyland Technology Co Ltd	China	Telecommunications and Networking	123.891
366	Lotes Co Ltd	Taiwan	Semiconductors, Components and Electronics	123.556
367	Arclite Optronics Corp	Taiwan	Semiconductors, Components and Electronics	123.175
368	Start Today Co Ltd	Japan	Internet	122.511
369	Formosa Electronic Industries Inc	Taiwan	Semiconductors, Components and Electronics	122.415
370	E-Web Marketing Pty Ltd	Australia	Internet	122.189

Rank	Company	Location	Industry sector	Three-year % growth
371	GIO Optoelectronics Corp	Taiwan	Semiconductors, Components and Electronics	122.139
372	MStar Semiconductor Inc (Cayman)	Taiwan	Semiconductors, Components and Electronics	121.354
373	NetentSec Inc	China	Telecommunications and Networking	119.557
374	Globals ITeS Pvt Ltd	India	Software	119.111
375	Energy Mad Ltd	New Zealand	Green Technology	118.442
376	Calin Technology Co Ltd	Taiwan	Semiconductors, Components and Electronics	118.216
377	Team Group Inc	Taiwan	Semiconductors, Components and Electronics	118.112
378	Genesis Photonics Inc	Taiwan	Semiconductors, Components and Electronics	117.884
379	Morpho Inc	Japan	Software	116.250
380	Glory Praise Photonics Corp	Taiwan	Semiconductors, Components and Electronics	115.975
381	Taiwan Surface Mounting Technology Corp	Taiwan	Semiconductors, Components and Electronics	115.917
382	BrainPad Inc	Japan	Internet	115.500
383	Unity Opto Technology Co Ltd	Taiwan	Semiconductors, Components and Electronics	115.494
384	Realworld Inc	Japan	Internet	114.497
385	PchomeStore Inc	Taiwan	Internet	114.413
386	Lumitek Corp	Taiwan	Semiconductors, Components and Electronics	114.063
387	Irtouch Systems Co Ltd	China	Computers and Peripherals	113.634
388	AimCore Technology Co Ltd	Taiwan	Semiconductors, Components and Electronics	113.345
389	Trenders Corp	Japan	Internet	113.176
390	Bioptik Technology Inc	Taiwan	Biotechnology, Pharmaceutical and Medical Equipment	112.397
391	Elan Emerging Technologies Pvt Ltd	India	Software	111.787
392	LatentView Analytics Pvt Ltd	India	Software	111.482
393	Bharatiya Global Infomedia Ltd	India	Software	111.321
394	Sunflex Tech. Co Ltd	Taiwan	Semiconductors, Components and Electronics	111.292
395	M2 Telecommunications Group Ltd	Australia	Telecommunications and Networking	110.803
396	Ablerex Electronics Co Ltd	Taiwan	Semiconductors, Components and Electronics	110.569
397	Microbio Co Ltd	Taiwan	Biotechnology, Pharmaceutical and Medical Equipment	110.521
398	Taiflex Scientific Co Ltd	Taiwan	Semiconductors, Components and Electronics	110.507
399	Chi Mei Materials Technology Corp	Taiwan	Semiconductors, Components and Electronics	110.497
400	ValueFirst Messaging Pvt Ltd	India	Telecommunications and Networking	110.194
401	Aqua Science Corp	Japan	Semiconductors, Components and Electronics	110.029
402	Tella Inc	Japan	Biotechnology, Pharmaceutical and Medical Equipment	109.856
403	Pilot Electronics Corp	Taiwan	Semiconductors, Components and Electronics	109.373
404	ElectraCard Services Pvt Ltd	India	Software	109.282
405	Sino-American Silicon Products Inc	Taiwan	Semiconductors, Components and Electronics	109.200
406	Gigastorage Corp	Taiwan	Semiconductors, Components and Electronics	108.906
407	Advanced Control & Systems Inc	Taiwan	Software	108.554
408	Rossmax International Ltd	Taiwan	Biotechnology, Pharmaceutical and Medical Equipment	108.192
409	Vriti Infocom Pvt Ltd	India	Internet	108.161
410	Eclat Forever Machinery Co Ltd	Taiwan	Semiconductors, Components and Electronics	107.997
411	IP Payments	Australia	Software	107.702
412	E Ink Holdings Inc	Taiwan	Semiconductors, Components and Electronics	107.047
413	Ultra Serve Internet Pty Ltd	Australia	Internet	106.649
414	Answer Technology Co Ltd	Taiwan	Semiconductors, Components and Electronics	106.143
415	Dbvisit Software Ltd	New Zealand	Software	105.648

Rank	Company	Location	Industry sector	Three-year % growth
416	Bleum Software Development (Shanghai) Co Ltd	China	Software	104.348
417	Stratatel Ltd	Australia	Software	104.186
418	Aussie Farmers Direct	Australia	Internet	104.158
419	Lee's Pharmaceutical Holdings Ltd	China	Biotechnology, Pharmaceutical and Medical Equipment	103.995
420	SilverStripe Ltd	New Zealand	Internet	103.358
421	Alchip Technologies Ltd	Taiwan	Semiconductors, Components and Electronics	102.745
422	Epistar Corp	Taiwan	Semiconductors, Components and Electronics	102.392
423	E-Lead Electronic Co Ltd	Taiwan	Semiconductors, Components and Electronics	102.220
424	Innoviti Embedded Solutions Pvt Ltd	India	Software	102.088
425	Paladion Networks Pvt Ltd	India	Software	102.020
426	Omnitech InfoSolutions Ltd	India	Software	101.237
427	Nishoku Technology Inc	Taiwan	Semiconductors, Components and Electronics	100.773
428	Changchun Changsheng Life Sciences Ltd	China	Biotechnology, Pharmaceutical and Medical Equipment	100.478
429	Elite Advanced Laser Corp	Taiwan	Semiconductors, Components and Electronics	100.306
430	Medical Net Communications Inc	Japan	Internet	99.932
431	Advanced Semiconductor Engineering Inc	Taiwan	Semiconductors, Components and Electronics	99.874
432	Camson Bio Technologies Ltd	India	Biotechnology, Pharmaceutical and Medical Equipment	99.834
433	On-Brigh Electronics Incorporated	Taiwan	Semiconductors, Components and Electronics	99.692
434	IF Telecom Pty Ltd	Australia	Telecommunications and Networking	99.255
435	Nextgen Inc	Japan	Software	99.000
436	LuxNet Corp	Taiwan	Semiconductors, Components and Electronics	98.908
437	SMX Ltd	New Zealand	Software	98.652
438	Walton Chaintech Corp	Taiwan	Semiconductors, Components and Electronics	98.469
439	Livesense Inc	Japan	Internet	98.382
440	Neo Solar Power Corp	Taiwan	Green Technology	97.917
441	Wintek Corp	Taiwan	Semiconductors, Components and Electronics	97.915
442	UDE Corp	Taiwan	Semiconductors, Components and Electronics	97.503
443	Coretek Opto Corp	Taiwan	Semiconductors, Components and Electronics	96.742
444	Quintessential Marketing	Australia	Internet	96.339
445	EC Navi Company	Japan	Internet	96.021
446	Carry Technology Co Ltd	Taiwan	Computers and Peripherals	95.910
447	Green Energy Technology Inc	Taiwan	Green Technology	95.531
448	Beijing Unify Scientific and Technology Company Ltd	China	Green Technology	95.201
449	RedBalloon Pty Ltd	Australia	Internet	94.813
450	Sinher Technology Inc Ltd	Taiwan	Semiconductors, Components and Electronics	94.415
451	Tung Thih Electronic Co Ltd	Taiwan	Semiconductors, Components and Electronics	93.894
452	Valuemomentum Software Services Pvt Ltd	India	Software	93.639
453	Vayava Labs Pvt Ltd	India	Software	93.580
454	ChinaNet Online Holdings Inc	China	Internet	93.356
455	C3 Business Solutions Pty Ltd	Australia	Software	93.152
456	Daxin Materials Co Ltd	Taiwan	Semiconductors, Components and Electronics	92.922
457	Pollenizer Pty Ltd	Australia	Internet	92.872
458	Tai-Tech Advanced Electronics Co Ltd	Taiwan	Semiconductors, Components and Electronics	92.747
459	China Information Technology Inc	China	Software	92.079
460	Mag. Layers Scientific-Technics Co Ltd	Taiwan	Semiconductors, Components and Electronics	91.626

Rank	Company	Location	Industry sector	Three-year % growth
461	Adways Co Ltd	Japan	Internet	91.597
462	Tata Consultancy Services (China) Co Ltd	China	Software	91.517
463	Generalplus Technology Inc	Taiwan	Semiconductors, Components and Electronics	91.258
464	ATM Electronic Corp	Taiwan	Semiconductors, Components and Electronics	90.489
465	G-Cube Webwide Software Pvt Ltd	India	Software	90.390
466	Primax Electronics Ltd	Taiwan	Computers and Peripherals	90.372
467	Beijing HaitaiFangyuan High Technology Co Ltd	China	Telecommunications and Networking	89.591
468	Acme Electronics Corp	Taiwan	Semiconductors, Components and Electronics	89.501
469	Net 4 India Ltd	India	Internet	88.940
470	China New Media	China	Media and Entertainment	88.833
471	Vista Entertainment Solutions Ltd	New Zealand	Software	88.004
472	Leader Environmental Technologies Ltd	Singapore	Green Technology	87.940
473	The Sleep Store Ltd	New Zealand	Internet	87.447
474	Sankalp Semiconductor Pvt Ltd	India	Semiconductors, Components and Electronics	86.959
475	Avoka Technologies	Australia	Software	85.836
476	Future Focus Infotech Pvt Ltd	India	Software	84.690
477	Suzhou Maxnet Network Security Technology Co Ltd	China	Software	84.362
478	SmarTrak Ltd	New Zealand	Computers and Peripherals	84.063
479	China Automation Group Ltd	China	Telecommunications and Networking	83.968
480	Indus Net Technologies	India	Internet	83.731
481	8 Telecom International Holdings Co Ltd	Singapore	Telecommunications and Networking	83.326
482	euNetworks Group Ltd	Singapore	Telecommunications and Networking	83.103
483	Optimal Usability Ltd	New Zealand	Internet	82.949
484	Enlighten Designs Ltd	New Zealand	Software	82.258
485	FreeBit Co Ltd	Japan	Internet	82.186
486	Feinmetall Singapore Pte Ltd	Singapore	Semiconductors, Components and Electronics	82.000
487	Eyou.net Corp	China	Software	81.622
488	Sinotel Technologies Ltd	Singapore	Telecommunications and Networking	81.278
489	Beken Corp	China	Semiconductors, Components and Electronics	80.125
490	e3Learning Solutions	Australia	Internet	79.508
491	Dnion Technology	China	Telecommunications and Networking	79.426
492	Telesmart Ltd	New Zealand	Telecommunications and Networking	79.044
493	Nitro PDF Software	Australia	Software	77.634
494	Eurotronic Group Ltd	Singapore	Semiconductors, Components and Electronics	77.630
495	Direct Payment Solutions Ltd	New Zealand	Telecommunications and Networking	76.749
496	OzForex Pty Ltd	Australia	Internet	75.769
497	News Ticketing	Australia	Internet	75.032
498	Shenzhen State Micro Technology Co Ltd	China	Media and Entertainment	73.116
499	Sound Global Ltd	Singapore	Green Technology	72.293
500	iiNet Ltd	Australia	Internet	70.103

# Technology Fast 500 faces: Yang Berbahagia Datuk Azrin Mohd Noor, Group CEO Sedania Group

**DTTL TMT:** You achieved 97 percent growth over three years in the Technology Fast 500 2010 program, which is admirable given the slowdown in the world economy over this period. What do you attribute this growth to?

**Yang Berbahagia Datuk Azrin Mohd Noor:** Number one, we are in a niche and new space, so it is fair to say that some of the ways of doing business in the world do not necessarily apply to us, which is great. Second is definitely the great team that we have at Sedania—Sedanians as they are called, are our greatest asset. I wouldn't be able to do the wonderful things that we do without them. Lastly, I put it down to proper vision and strategy in our forward planning. Watch this space, as we are embarking on a few revolutionary things that will really excite the business world.

**DTTL TMT:** What about the industry you operate in excites you the most?

**Yang Berbahagia Datuk Azrin Mohd Noor:** The fact that we coined the term and positioned ourselves in what we call the “fulfillment industry” is already very exciting. We set the rules and we dictate the direction of this industry. The feeling of creating something to provide for the seven billion people on this earth gives you a bit of a high.

**DTTL TMT:** Is the current economic slowdown affecting your company growth at all, and if so, to what extent? If growth is slowing as a result of the slowdown, will you change strategy, and if so, how?

**Yang Berbahagia Datuk Azrin Mohd Noor:** The current economic slowdown affects everyone. Having said that, the strategies that we have put in place minimize that impact and we are still on track with our long-term plans. Part of it is our niche positioning in the consumer fulfillment industry. We develop products that are necessities for consumers, from the cost-conscious to tech-savvy enthusiasts. For instance, LocalSIMKad™ allows travellers to save more on telecommunications when abroad. Green Billing saves costs for consumers and telecommunication companies. As-Sidq ensures that Muslim banking-customers' needs are attended to. So yes, despite the slowdown, we're confident that it has less impact on our business for as long as we understand consumers' behaviour and cater to those patterns.



Sedania is a Malaysia-based content and fulfilment group. Commencing operations in 2004, Sedania Group now has over 140 employees and operations in Indonesia, Vietnam, Cambodia, Bangladesh, Singapore, Thailand and the Philippines. The group has several offices in Malaysia with its headquarters in Kelana Jaya. Sedania's activities include content for television and new media; mobile communication technology and platforms; engineering research and development; as well as advertising and consumer engagement.

**DTTL TMT:** Many fast-growing TMT companies have experienced funding challenges over the last two years. Has Sedania experienced funding challenges at all, and if so, what do you attribute this to?

**Yang Berbahagia Datuk Azrin Mohd Noor:** Sedania has had its fair share of funding challenges in Malaysia. Most of our local banks are not necessarily friendly to industries that they are not familiar with. I remember trying to talk to banks about funding the acquisition of Malaysian TV rights to the UEFA Champions League and English Premier League, in the early days. Even with multiple levels of guaranteed returns, the banks still asked for landed property or cash as collateral. We still went ahead with the highly profitable deal using creative financial arrangements.

**DTTL TMT:** What is the one thing that keeps you awake at night and why?

**Yang Berbahagia Datuk Azrin Mohd Noor:** A late Manchester United live match on TV! Nothing beats a good night sleep. Any problems or issues always seem smaller the next morning.

# Contacts at DTTL and its member firms

## Global TMT

**Jolyon Barker**  
DTTL Managing Director  
Global Technology, Media & Telecommunications (TMT)  
+44 20 7007 1818  
jrbarker@deloitte.co.uk

## Americas

**Alberto Lopez Carnabucci**  
Argentina  
+54 11 4320 2735  
alopezcarnabucci@deloitte.com

**Marco Antonio Brandao Simurro**  
Brazil  
+55 11 5186 1232  
mbrandao@deloitte.com

**Richard Lee**  
Canada  
+1 416 874 3248  
richlee@deloitte.ca

**Fernando Gaziano**  
Chile  
+56 2 729 8783  
fpgaziano@deloitte.com

**Nelson Valero Ortega**  
Colombia  
+571 546 1810  
nvalero@deloitte.com

**Carlos Gallegos Echeverria**  
Costa Rica  
+506 2246 5000  
cagallegos@deloitte.com

**Ernesto Graber**  
Ecuador  
+593 2225 1319 ext 246  
egraber@deloitte.com

**Francisco Silva**  
Mexico  
+52 55 5080 6310  
fsilva@deloittemx.com

**Cesar Chong**  
Panama  
+507 303 4110  
cechong@deloitte.com

**Johnnie Tirado**  
Peru  
+51 1 211 8539  
jotirado@deloitte.com

**Eric Openshaw**  
United States  
+1 714 913 1370  
eopenshaw@deloitte.com

**Juan José Cabrera**  
Uruguay  
+598 2 916 0756  
jucabrera@deloitte.com

**Johan Oliva**  
Venezuela  
+58 212 206 8886  
joholiva@deloitte.com

## Europe, Middle East and Africa

**Luc Van Coppennolle**  
Belgium  
+32 3 800 8905  
lvancoppennolle@deloitte.com

**Dariusz Nachyla**  
Central Europe  
+48 22 511 0631  
dnachyla@deloittece.com

**Olga Tabakova**  
CIS and its Russian office  
+7 495 787 0600 ext 2326  
otabakova@deloitte.ru

**Kim Gerner**  
Denmark  
+45 36 10 20 30  
kgerner@deloitte.dk

**Jukka-Petteri Suortti**  
Finland  
+358 20 755 5561  
jukka-petteri.suortti@deloitte.fi

**Ariane Bucaille**  
France  
+33 1 5561 6484  
abucaille@deloitte.fr

**Dieter Schlereth**  
Germany  
+49 211 8772 2638  
dschlereth@deloitte.de

**Joan O'Connor**  
Ireland  
+353 1 4172476  
joconnor@deloitte.ie

**Tal Chen**  
Israel  
+972 3 608 5580  
talchen@deloitte.co.il

**Alberto Donato**  
Italy  
+39 064 780 5595  
adonato@deloitte.it

**Nikhil Hira**  
Kenya  
+254 204 230 377  
nhira@deloitte.co.ke

**Dan Arendt**  
Luxembourg  
+352 451 452 621  
darendt@deloitte.lu

**Santino Saguto**  
Middle East  
+971 4 369 8999  
ssaguto@deloitte.com

**Daan Witteveen**  
Netherlands  
+31 88 288 0236  
dwitteveen@deloitte.nl

**Halvor Moen**  
Norway  
+47 23 27 97 85  
hmoen@deloitte.no

**Joao Luis Silva**  
Portugal  
+351 210 427 635  
joaosilva@deloitte.pt

**Mark Casey**  
South Africa  
+27 11 806 5205  
mcasey@deloitte.co.za

**Jesus Navarro**  
Spain  
+34 91 514 5000 ext 2061  
jenavarro@deloitte.es

**Tommy Martensson**  
Sweden  
+46 8 506 731 30  
tommy.martensson@deloitte.se

**Tolga Yaveroglu**  
Turkey  
+90 212 366 6080  
eroglu@deloitte.com

## Asia Pacific

**Damien Tampling**  
Australia  
+61 2 9322 5890  
dtampling@deloitte.com.au

**William Chou**  
China  
+86 10 8520 7102  
wilchou@deloitte.com.cn

**V. Srikumar**  
India  
+91 80 6627 6106  
vsrikumar@deloitte.com

**Ichiro Nakayama**  
Japan  
+81 90 9804 4256  
ichiro.nakayama@tohatsu.co.jp

**Sang Jin Park**  
Korea  
+82 2 6676 3821  
sjpark@deloitte.com

**John Bell**  
New Zealand  
+64 9 303 0853  
jobell@deloitte.co.nz

**Clark C. Chen**  
Taiwan  
+886 2 2545 9988 ext 3065  
clarkchen@deloitte.com.tw

## Southeast Asia

**John Goeres**  
Southeast Asia  
+65 6232 7118  
jgoeres@deloitte.com

**Daniel Fitzgerald**  
Guam  
+671 988 4845  
dafitzgerald@deloitte.com

**Parlindungan Siahaan**  
Indonesia  
+62 21 231 2879 ext 3300  
psiahaan@deloitte.com

**Jimmy Lai**  
Malaysia  
+603 7723 6541  
jimmylai@deloitte.com

**Luisito Amper**  
Philippines  
+63 2 581 9028  
lamper@deloitte.com

**Shariq Barmaky**  
Singapore  
+65 6530 5508  
shbarmaky@deloitte.com

**Marasri Kanjanataweewat**  
Thailand  
+662 676 5700 ext 6067  
mkanjanataweewat@deloitte.com

**Anh Khuc**  
Vietnam  
+844 6288 3568  
akhuc@deloitte.com



**For more information, please contact:**

**Amanda Goldstein**

DTTL TMT Marketing Leader  
+1 212 436 5203  
agoldstein@deloitte.com

**Karen Hogger**

EMEA DTTL TMT Marketing  
+44 20 7007 5405  
khogger@deloitte.com

**Yvonne Dow**

Asia Pacific DTTL TMT Marketing  
+852 2852 6611  
ydow@deloitte.com

Deloitte refers to one or more of Deloitte Touche Tohmatsu Limited, a UK private company limited by guarantee, and its network of member firms, each of which is a legally separate and independent entity. Please see [www.deloitte.com/about](http://www.deloitte.com/about) for a detailed description of the legal structure of Deloitte Touche Tohmatsu Limited and its member firms.

**Deloitte global profile**

Deloitte provides audit, tax, consulting and financial advisory services to public and private clients spanning multiple industries. With a globally connected network of member firms in more than 150 countries, Deloitte brings world-class capabilities and high-quality service to clients, delivering the insights they need to address their most complex business challenges. Deloitte's approximately 182,000 professionals are committed to becoming the standard of excellence.

**Disclaimer**

This publication contains general information only and none of Deloitte Touche Tohmatsu Limited, its member firms or their related entities (collectively the 'Deloitte Network') is, by means of this publication, rendering professional advice or services. Before making any decision or taking any action that may affect your finances or your business, you should consult a qualified professional adviser. No entity in the Deloitte Network shall be responsible for any loss whatsoever sustained by any person who relies on this publication.